

THE COMPLETE LIGHTING SOLUTION

# LITON

L I G H T I N G



## LUMENPAD

ROUND & SQUARE LED DOWNLIGHT

SURFACE MOUNT | **NEW** PENDANT MOUNT

# LUMENPAD low profile minimalism, now in 12" sizes!

**LITON** is proud to introduce our new super-sleek, super-slim, 12" LumenPad to expand our Round and Square Surface mount offerings. This combination of innovative, elegantly minimalist design and high quality LED performance in an ultra-low-profile luminaire makes it the ideal, easy-install alternative to recessed lighting for plenum-challenged spaces with low to-medium ceiling heights.

## Features

- New 12" Round pendant mounting option
- 85CRI, 120V AC input
- 3 color temperature options: 3000K, 3500K and 4000K binned according to ANSI C78 377A for color temperature and chromaticity ranges.
- Die cast aluminum construction
- Mounts to standard junction box
- Non-conductive Polycarbonate option available in 5" and 7" round

Effective thermal dissipation facilitated by integral heat sink design for maximum heat rejection for long LED life.

Driver smoothly dims down to 5% with standard Low Voltage dimmers. Works with standard electronic low voltage dimmers. Factory qualified for use with Lutron brand dimmers: SELV300P, DVELV-300P, MAELV-600 and NELV-450.




5", 7", 12" Round  
& Square Surface Mount  
Downlight

5", 7", 12" Round  
Pendant Mount  
Downlight

7", 12" Round  
Pendant Mount  
Downlight/Uplight

5", 7" &amp; 12" | ROUND | SQUARE | SURFACE MOUNT | PENDANT MOUNT

Color  
Finishes**W** - White**B** - Black**S** - Silver**BZ** - Bronze


7' max. length field  
adjustable cord and  
mounting bracket

Universal mounting hardware allows  
mounting to all standard octagonal  
electrical junction boxes.

Comes standard with 3,000K Warm White,  
3500K Neutral, or 4000K Cool White LED's  
binned according to ANSI C78 377A for  
color temperature and chromaticity ranges.

## Warranty

Covered by a 3 Year Warranty to be free of defects in materials and craftsmanship. Recommended for applications where ambient temperatures do not exceed 35°C, installations exceeding this temperature will result in reduced LED lamp life and a voided warranty.



Wet Location



US Assembled



Downlight



Intertek

<sup>1</sup> All LumenPad Surface Mount luminaires are suitable for Wet Locations.



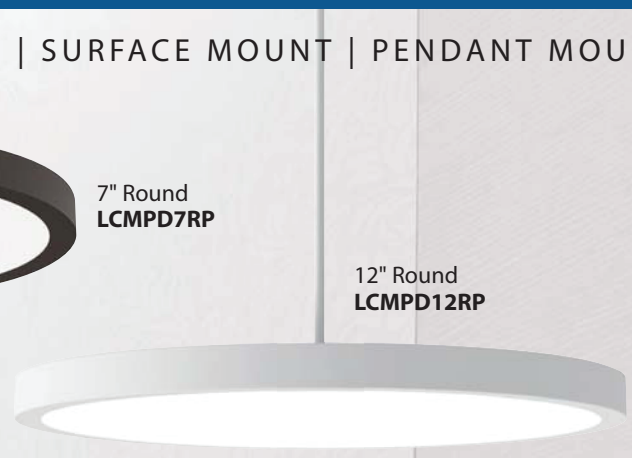
# NEW Round Pendant!

**LUMENPAD** Round, balance and elegance in ultra-low-profile illumination.

LITON's new LumenPad round pendant mount option floats with elegance in contemporary architectural applications, a unique combination of innovative, elegantly minimalist design and high-quality LED performance. These ultra-low-profile luminaires are the ideal, easy-install alternatives to recessed lighting for plenum challenged spaces with average ceiling heights.



5, 7 &amp; 12 INCH ROUND | SURFACE MOUNT | PENDANT MOUNT

5" Round  
LCMPD5RP7" Round  
LCMPD7RP12" Round  
LCMPD12RP

## 5" ORDERING - 1000LM (11W)

Example: LCMPD5RW-UE-D10-T30

FIXTURE	FINISH	DIMMING/VOLTAGE	COLOR TEMP.	MATERIAL	MOUNTING
LCMPD5RP: Pendant, 7' max. length field-adjust.	<b>W:</b> White	<b>Blank:</b> ELV-Dimming (120V)	<b>-T27:</b> 2700K	<b>Blank:</b> Die Cast Aluminum <b>-PC:</b> Non-Conductive Polycarbonate <sup>2</sup>	<b>Blank:</b> Surface JBox Mount
	<b>B:</b> Black		<b>-T30:</b> 3000K		<b>-1C1N</b> Track - 1 & 2-Circ./1-Neutral
	<b>S:</b> Silver <sup>1</sup>		<b>-T35:</b> 3500K		<b>-2C2N</b> Track - 2-Circ./2-Neutral
	<b>BZ:</b> Bronze <sup>1</sup>		<b>-T40:</b> 4000K		<b>-3C1N</b> Track - 3-Circ./1-Neutral

## 7" ORDERING - 1300LM (14W)

Example: LCMPD7RW-T30

FIXTURE	FINISH	UPLIGHT	DIMMING/VOLTAGE	COLOR TEMP.	MATERIAL	MOUNTING
LCMPD7RP: Pendant, 7' max. length field-adjust.	<b>W:</b> White	<b>Blank:</b> None <b>-LU10:</b> 1000lm	<b>Blank:</b> ELV-Dimming (120V)	<b>-T27:</b> 2700K	<b>Blank:</b> Die Cast Alum. <b>-PC:</b> Non-Conductive Polycarbonate <sup>2</sup>	<b>Blank:</b> Surface JBox Mount
	<b>B:</b> Black			<b>-T30:</b> 3000K		<b>-1C1N</b> Track - 1 & 2-Circ./1-Neutral
	<b>S:</b> Silver <sup>1</sup>			<b>-T35:</b> 3500K		<b>-2C2N</b> Track - 2-Circ./2-Neutral
	<b>BZ:</b> Bronze <sup>1</sup>			<b>-T40:</b> 4000K		<b>-3C1N</b> Track - 3-Circ./1-Neutral

## 12" ORDERING - 2000LM (22W)

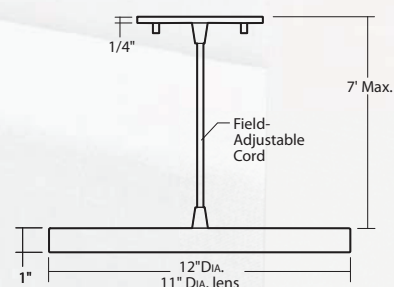
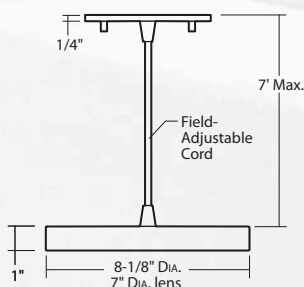
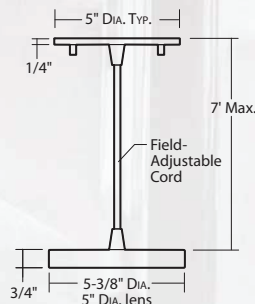
Example: LCMPD12RPBZ-LU10-T30

FIXTURE	FINISH	UPLIGHT	DIMMING/VOLTAGE	COLOR TEMP.	MOUNTING
LCMPD12RP: Pendant, 7' max. length field-adjust.	<b>W:</b> White	<b>Blank:</b> None <b>-LU10:</b> 1000lm	<b>Blank:</b> ELV-Dimming (120V)	<b>-T27:</b> 2700K <sup>3</sup>	<b>Blank:</b> Surface JBox Mount
	<b>B:</b> Black			<b>-T30:</b> 3000K	<b>-1C1N</b> Track - 1 & 2-Circ./1-Neutral
	<b>S:</b> Silver <sup>1</sup>			<b>-T35:</b> 3500K	<b>-2C2N</b> Track - 2-Circ./2-Neutral
	<b>BZ:</b> Bronze <sup>1</sup>			<b>-T40:</b> 4000K	<b>-3C1N</b> Track - 3-Circ./1-Neutral

<sup>1</sup>Silver and Bronze come standard with black pendant mounting bracket and cord when ordering Pendant.<sup>2</sup>Special order for PC.<sup>3</sup>Special order. Minimum order, extended lead time may apply. Consult factory.

Consult factory for remote emergency back up option.

## DIMENSIONS



# NEW Super-Slim 12" Square!

**LUMENPAD** Square,  
unobtrusive design with low glare.

**LITON's** LumenPad Square is super-sleek, and super-slim, a unique combination of innovative, elegantly minimalist design & high-quality LED performance. and is the ideal, easy-install alternative to recessed lighting for plenum-challenged spaces with average ceiling heights.

5, 7 &amp; 12 INCH | SQUARE | SURFACE MOUNT

**5" SQUARE ORDERING - 1000LM (11W)**Example: **LCMPD5QW-T30**

FIXTURE	FINISH	DIMMING/VOLTAGE	COLOR TEMP OPTIONS
LCMPD5Q	<b>W:</b> White	<b>Blank:</b> ELV-Dimming (120V)	<b>-T27:</b> 2700K
	<b>B:</b> Black	<b>UE-D10</b> 0-10V Dimming (120V/277V)	<b>-T30:</b> 3000K
	<b>S:</b> Silver		<b>-T35:</b> 3500K
	<b>BZ:</b> Bronze		<b>-T40:</b> 4000K

**7" SQUARE ORDERING - 1300LM (14W)**Example: **LCMPD7QW-T30**

FIXTURE	FINISH	DIMMING/VOLTAGE	COLOR TEMP OPTIONS
LCMPD7Q	<b>W:</b> White	<b>Blank:</b> ELV-Dimming (120V)	<b>-T27:</b> 2700K
	<b>B:</b> Black	<b>UE-D10</b> 0-10V Dimming (120V/277V)	<b>-T30:</b> 3000K
	<b>S:</b> Silver		<b>-T35:</b> 3500K
	<b>BZ:</b> Bronze		<b>-T40:</b> 4000K

**12" SQUARE ORDERING - 2100LM (22W)**Example: **LCMPD12QW-T30**

FIXTURE	FINISH	DIMMING/VOLTAGE	COLOR TEMP OPTIONS
LCMPD12Q	<b>W:</b> White	<b>Blank:</b> ELV-Dimming (120V)	<b>-T27:</b> 2700K <sup>2</sup>
	<b>B:</b> Black	<b>-T27:</b> Non-Dimming (277V) <sup>1</sup>	<b>-T30:</b> 3000K
	<b>S:</b> Silver		<b>-T35:</b> 3500K
	<b>BZ:</b> Bronze		<b>-T40:</b> 4000K

**5" ROUND ORDERING - 1000LM (11W)**Example: **LCMPD5RW-UE-D10-T30**

FIXTURE	FINISH	DIMMING/VOLTAGE	COLOR TEMP.	MATERIAL	MOUNTING
LCMPD5R: Surface Mnt.	<b>W:</b> White	<b>Blank:</b> ELV-Dimming (120V)	<b>-T27:</b> 2700K <sup>3</sup>	<b>Blank:</b> Die Cast Aluminum	<b>Blank:</b> Surface JBox Mount
	<b>B:</b> Black	<b>-UE-D10</b> 0-10V Dimming (120V/277V)	<b>-T30:</b> 3000K	<b>-PC:</b> Non-Conductive Polycarbonate <sup>3</sup>	<b>-1C1N</b> Track - 1 & 2-Circ./1-Neutral
	<b>S:</b> Silver		<b>-T35:</b> 3500K		<b>-2C2N</b> Track - 2-Circ./1-Neutral
	<b>BZ:</b> Bronze		<b>-T40:</b> 4000K		<b>-3C1N</b> Track - 3-Circ./1-Neutral

**7" ROUND ORDERING - 1300LM (14W)**Example: **LCMPD7RW-T30**

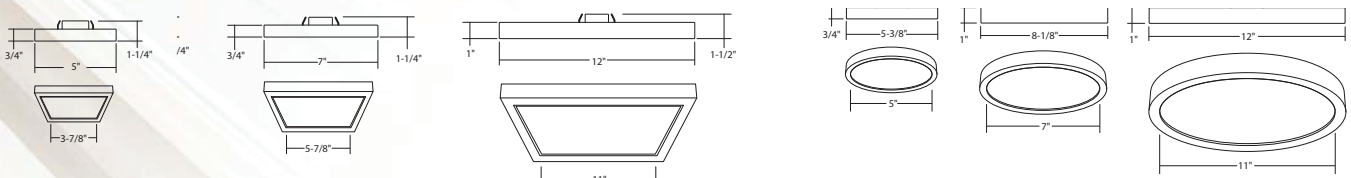
FIXTURE	FINISH	DIMMING/VOLTAGE	COLOR TEMP.	MATERIAL	MOUNTING
LCMPD7R: Surface Mnt.	<b>W:</b> White	<b>Blank:</b> ELV-Dimming (120V)	<b>-T27:</b> 2700K <sup>3</sup>	<b>Blank:</b> Die Cast Alum.	<b>Blank:</b> Surface JBox Mount
	<b>B:</b> Black	<b>-UE-D10</b> 0-10V Dimming (120V/277V)	<b>-T30:</b> 3000K	<b>-PC:</b> Non-Conductive Polycarbonate <sup>3</sup>	<b>-1C1N</b> Track - 1 & 2-Circ./1-Neutral
	<b>S:</b> Silver		<b>-T35:</b> 3500K		<b>-2C2N</b> Track - 2-Circ./1-Neutral
	<b>BZ:</b> Bronze		<b>-T40:</b> 4000K		<b>-3C1N</b> Track - 3-Circ./1-Neutral

**12" ROUND ORDERING - 2000LM (22W)**Example: **LCMPD12RPBZ-LU10-T30**

FIXTURE	FINISH	DIMMING/VOLTAGE	COLOR TEMP.	MOUNTING
LCMPD12R: Surface Mnt.	<b>W:</b> White	<b>Blank:</b> ELV-Dimming (120V)	<b>-T27:</b> 2700K <sup>2</sup>	<b>Blank:</b> Surface JBox Mount
	<b>B:</b> Black	<b>-T27:</b> Non-Dimming (277V) <sup>1</sup>	<b>-T30:</b> 3000K	<b>-1C1N</b> Track - 1 & 2-Circ./1-Neutral
	<b>S:</b> Silver		<b>-T35:</b> 3500K	<b>-2C2N</b> Track - 2-Circ./1-Neutral
	<b>BZ:</b> Bronze		<b>-T40:</b> 4000K	<b>-3C1N</b> Track - 3-Circ./1-Neutral

<sup>1</sup>Requires 4" octagonal electrical box, 2-1/8" deep min. to install this luminaire.<sup>2</sup>Special order. Minimum order, extended lead time may apply. Consult factory.<sup>3</sup>Special order for PC. Long lead times and min. order qty's apply.

Consult factory for remote emergency back up option.

**DIMENSIONS**



6 &amp; 8 INCH | ROUND | RECESSED MOUNT

# Economy and ease!

## LUMENPAD Frameless Recessed is economical and easy to install.

An integral junction box gets rid of the need for a recessed housing to save installation time and money. The slim-bodied downlight fits into ceilings with shallow plenums, making it easy to install in new construction or remodels.


### Features

- 120V, 60Hz operation (Optional 277V)
- IC and Airtight rated for direct installation
- Triac dimming standard (0-10V Optional)
- 5-year limited warranty
- Suitable for wet locations

8" Frameless Recessed  
LumenPad  
1500lm (15W)  
**LCRMPD5R**



6" Frameless Recessed  
LumenPad  
1200lm (12W)  
**LCRMPD5R**



### 6" ROUND ORDERING - 1000LM (11W)

Example: **LCRMPD5RWUE-D10-T30-JB**

FIXTURE	FINISH	DIMMING/VOLTAGE	COLOR TEMP.	J-BOX
<b>LCRMPD5R:</b> Recessed Mount	<b>W:</b> White <b>B:</b> Black	<b>Blank:</b> ELV-Dimming (120V) <b>UE-D10:</b> 0-10V Dimming (120V/277V)	<b>-T27:</b> 2700K <b>-T30:</b> 3000K <b>-T35:</b> 3500K <b>-T40:</b> 4000K	<b>Blank:</b> By others <b>-JB:</b> 4" J-Box included

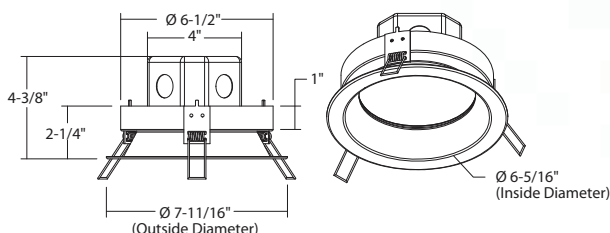
### 8" ROUND ORDERING - 1300LM (14W)

Example: **LCRMPD7RWUE-D10-T30-JB**

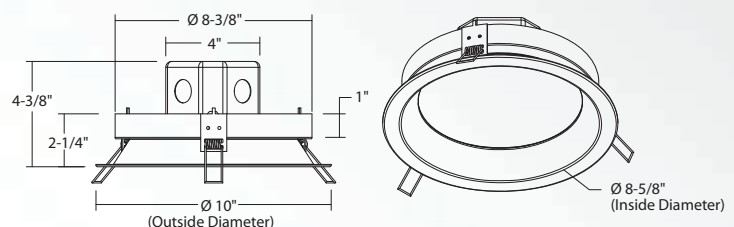
FIXTURE	FINISH	DIMMING/VOLTAGE	COLOR TEMP.	J-BOX
<b>LCRMPD7R:</b> Recessed Mount	<b>W:</b> White <b>B:</b> Black	<b>Blank:</b> ELV-Dimming (120V) <b>UE-D10:</b> 0-10V Dimming (120V/277V)	<b>-T27:</b> 2700K <b>-T30:</b> 3000K <b>-T35:</b> 3500K <b>-T40:</b> 4000K	<b>Blank:</b> By others <b>-JB:</b> 4" J-Box included

### DIMENSIONS

**LCRMPD5R - 6" ROUND**



**LCRMPD7R - 8" ROUND**



7 INCH | ROUND | BATTERY BACK-UP

# Power up!

**LUMENPAD** integral Battery Back-up features 90 minutes of back-up power.

In the event of a power failure, this Surface Mounted LED Emergency backup switches to the emergency mode and operates the existing fixture for 90 minutes.

The unit contains a battery, charger, and converter circuit in a single enclosure.

## Benefits

- 120V/277V Operation
- Architecturally Pleasing Die-Cast Design
- Surface Mounted Integral Design
- Meets or exceeds National Electrical Code and Life Safety Code Emergency Lighting
- Mounts Directly to Fixture for easy installation
- 20W Maximum Power Draw
- Test Switch



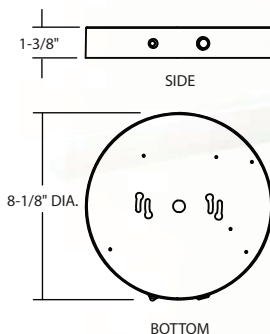
Light fixture is not included with LED Emergency Backup

## 7" LUMENPAD EMERGENCY ORDERING Example: LCMPD7-EMA

### FINISH

<b>LCMPD7-EMA:</b>	White Battery
<b>LCMPD7-EMAB</b>	Black Battery

## DIMENSIONS





- LUMENPAD ROUND
- LUMENPAD SQUARE
- SURFACE MOUNT
- PENDANT MOUNT



## ALSO AVAILABLE

### ▶ LUMEN CANNON

- 4" & 6" ceiling, ~~overhead~~ pendant mount
- Indoor up to 11000lm



### ▶ IP65 SURFACE

- 4" & 6" ceiling or ~~pendant~~ surface mount
- Outdoor or indoor, to 2600lm



### ▶ WD 1 & 2 DIRECTION WALL MOUNT IP65

- 4" & 6" wall mount
- Outdoor or indoor to 2600lm



### ▶ RECESSED IP65

- IP67 rated 4" & 6" ~~downlight~~ wall wash
- Vandal resistant, to 2600lm

