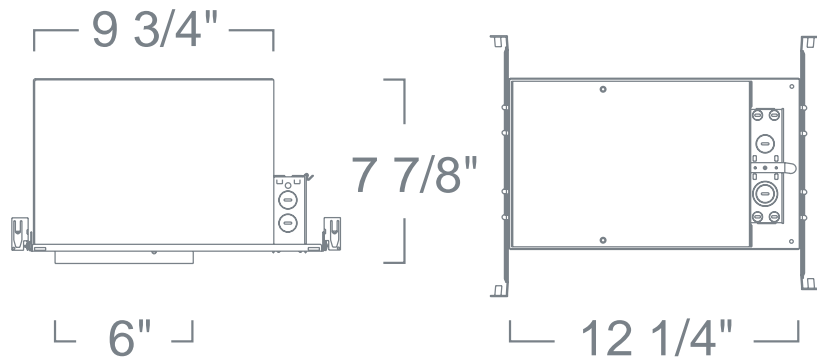




Type :

Project :

Catalog # :



FEATURE(S):  



SPECIFICATION

Ceiling cut-out: 6 1/2"

CFL

Application: Light commercial recessed downlight housing for medium to high ceilings for commercial and high-end residential installations. A variety of compatible trim styles and finishes are available to achieve the proper illumination.

Housing & Mounting Frame: 18 gauge galvanized flat frame with powder coat finish for ceiling up to 1 3/4" thick. Supplied with (2) 24" adjustable bar hangers (90 degrees repositioning ability). Bar hangers equipped with (nail-less installation) 3/4" serrated barbed studs for secure mounting in wood joists. Can also be mounted to grid panel ceiling. Earthquake structural cable compatible for drop panel ceiling or any other mounting that requires direct support from structural ceilings.

Ballast: Electronic Class P 60Hz Ballast with Inherent thermal protection. For Double Twin Tube (DTT) or Triple Twin Tube Lamps (TTT). Sound A rated. Micro-Processor controlled. Min. starting temperature -10°C. Accessible from above or below the ceiling. Contact factory for detailed technical information on ballast specifications. Note: For dimming applications must use compatible dimmer switch. Consult specific ballast manufacturer for up-to-date compatibility list.

Socket Cap: Heavy-Duty steel socket enclosure with built-in ventilations. Die-cast aluminum fittings. Accepts compatible reflector trims.

Socket: Thermo-plastic socket UL Listed rated for high temperature and provides nickel plated contacts. Either accepts 2-Pin lamps for use with magnetic ballast or 4-Pin lamps with electronic ballast selection.

Junction Box: 16 gauge pre-wired galvanized steel Junction Box, 32 cubic-inch for a maximum of (8) #12 AWG wires. Furnished with (6) 3/4" and (4) Romex knock-outs. Strain clamps to install or remove covers for easy access and ground wire. Equipped with safety standard fitting for flex-conduit.






Insulation Contact: IC rated housing rated for direct contact with low to medium density loosefill blown and rolled insulation.

Safety Labels: UL/CUL listed for through-branch wiring (8) No.12 AWG 90°C and suitable for damp locations. NYC approved: Calendar #41937.

Emergency Option: Emergency back-up operates one lamp for a minimum of 90 minutes at 750 Lumens in case of power outage. Unit is remotely mounted. It includes battery, charger, and test switch with indicator light. Consult Factory for 1300 Lumen Package.

Label: U.L. Listed, E.T.L. Listed

COMPATIBILITY

| | | |
|---|---|---|
|  LR661 REFLECTOR |  LR665 BAFFLE W/ EYELID WALL WASH |  LR667 REFLECTOR W/ EYELID WALL WASH |
|  LR668 CROSS BLADE REFLECTOR |  LR669 WALL WASH W/ PRISMATIC LENS | |

Note: Wattage limitations on compatible items must be met.

ORDERING

ORDERING EXAMPLE : LFH113ICE

| LFH | WATTAGE | BALLAST* | OPTION |
|-----|-----------------|---------------------------------|-----------------|
| LFH | 113IC : (1) 13W | UD : 0-10V Dimming (120V/277V)* | Blank: None |
| | 118IC : (1) 18W | E : Electronic (120V) | -EM : Emergency |
| | 126IC : (1) 26W | E-27 : Electronic (120V/277V) | -FS : Fuse |
| | 132IC : (1) 32W | -120D : 2-Wire Dimming (120V) | |
| | 213IC : (2) 13W | | |
| | 218IC : (2) 18W | | |
| | 226IC : (2) 26W | | |

* 120D option dimmable with most incandescent dimmers. Only available for 2x26W.