

LH1499 - STANDARD HOUSING

4" LOW VOLTAGE HOUSINGS

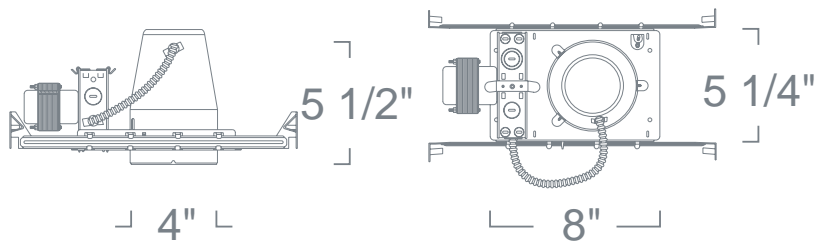
PROJECT INFORMATION

Type :

Project :

Catalog # :

FEATURE(S):



SPECIFICATION

Ceiling cut-out: 4 1/2"

12V Out 75W Max

Application: General purpose recessed downlight housing for low to medium height ceilings for residential and light commercial applications. A variety of trims, compatible styles and finishes are available to achieve the desired décor and illumination.

Housing: Pre-wired housing adjusts up to a 1 1/4" ceiling thickness. Integral thermal protector to guard against improper lamping and installation. Trim is secured with torsion wing springs.

Mounting: Housing suitable for new construction installations only, supplied with (2) 24" adjustable hanger bars with 90 degrees repositioning ability. Hanger bars equipped with nail-less install 3/4" serrated barbed studs and with captive nails, for faster and easier secure mounting in wood joists. Set-screws lock into position and prevent shifting after installation. Earthquake structural cable compatible for drop panel ceiling or any other mounting that requires direct support from structural ceilings.

Transformer: High quality insulated transformer installed adjacent to Junction Box, bottom and top accessible. Thermally protected rated for 90° C. Available in magnetic or "noise-free" electronic.

Socket: 2-pin porcelain socket with aluminum heat sink plate. Lamp clips to trim to ensure proper and consistent positioning.

Junction Box: 16 gauge pre-wired galvanized steel Junction Box, 32 cubic-inch for a maximum of (8) #12 AWG wires. Furnished with (7) 3/4" and (4) Romex knock-outs. Strain clamps to install or remove covers for easy access and ground wire. Equipped with safety standard fitting for flex-conduit.








Insulation Contact: Non IC rated housing must be kept 3" from insulation.

Airflow: Airtight option is designed to restrict air flow from room into plenums in compliance to the WSEC - Washington State Energy Code, (Less than 2.0 CFM -Cubic Feet per Minute). Complies to Title24 air flow requirements (Air-tight).

Safety Labels: UL/CUL listed for through-branch wiring (8) No.12 AWG 90°C and suitable for damp locations. NYC approved: Calendar #41937.

Label: U.L. Listed, E.T.L. Listed

COMPATIBILITY

 LR1401 CLEAR LENSED REFLECTOR	 LR1403 BAFFLE W/ CLEAR LENS	 LR1409 ADJUSTABLE GIMBAL
 LR1416 ADJUSTABLE NARROW ACCENT REFLECTOR	 LR1419 PINHOLE W/ PHENOLIC BAFFLE	 LR1422 FROSTED GLASS
 LR1423 FROSTED GLASS DOME	 LR1424 SHOWER DECO GLASS (FROSTED RING)	 LR1438 REGRESSED EYEBALL
 LR1443 PINHOLE W/ BAFFLE	 LR1446 DECO GLASS-SHIELD (DOME)	 LR1461 PINHOLE W/ REFLECTOR
 LR1467 ADJUSTABLE PULL DOWN	 LR1486 ADJUSTABLE PULL DOWN W/ BARNDOR	 LR1495 WALL WASH BAFFLE

Please see website for more compatible items.
Note: Wattage limitations on compatible items must be met.

ORDERING

ORDERING EXAMPLE : LH1499A

LH1499	RATING	WATTAGE	VOLTAGE*
LH1499	A :Airtight	E-20 :20W Electronic E-40 :40W Electronic E :50W Electronic Blank:50W Magnetic -75 :75W	Blank:120V/12V -27 :277V/12V (Electronic*)

* Available with 120V/277V Magnetic Option, consult factory.