

LH1599R - REMODEL HOUSING

5" LOW VOLTAGE HOUSINGS

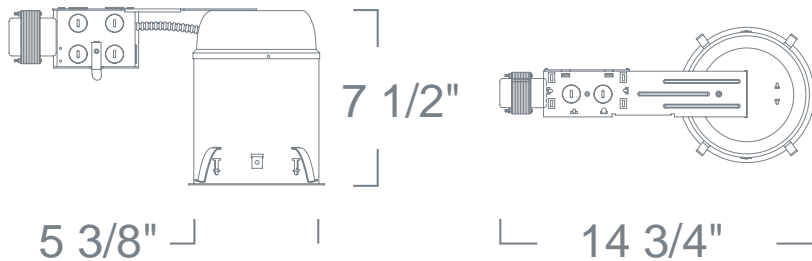
PROJECT INFORMATION

Type :

Project :

Catalog # :

FEATURE(S):  



SPECIFICATION

Ceiling cut-out: 5 1/2"

12V Out 75W Max

Application: General purpose recessed downlight housing for medium to high ceilings for residential and light commercial applications. A variety of trims, compatible styles and finishes are available to achieve the proper décor and illumination.

Housing: Pre-wired housing adjusts up to 1 1/4" ceiling thickness. This housing has torsion remodeling clips for secure installation. Integral thermal protector to guard against improper lamping and installation. Trim is secured with torsion wing springs/standard coil springs. Designed to be installed in existing sheet rock ceilings via ceiling cut out (above ceiling access is not required).

Mounting: Housing suitable for existing or new construction installations, supplied with high tension remodeling clips, designed to secure the housing to an existing sheet rock ceiling for fast and easy installation.

Transformer: Class H insulated magnetic transformer installed adjacent to Junction Box, bottom and top accessible. Thermally protected rated for 90° C

Socket: 2-pin porcelain socket with aluminum heat sink plate. Lamp clips to trim to ensure proper and consistent positioning.







Junction Box: 16 gauge pre-wired galvanized steel Junction Box, 32 cubic-inch for a maximum of (8) #12 AWG wires. Furnished with 3/4", 1" and Romex knock-outs. Strain clamps to install or remove covers for easy access and ground wire. Equipped with safety standard fitting for flex-conduit.

Insulation Contact: Non IC rated housing must be kept 3" from insulation.

Safety Labels: UL/CUL listed for through-branch wiring (8) No.12 AWG 90°C and suitable for damp locations. NYC approved: Calendar #41937.

Label: U.L. Listed, E.T.L. Listed

COMPATIBILITY

| | | |
|--|--|---|
|  LR1503 ADJUSTABLE GIMBAL W/ BAFFLE |  LR1520 ADJUSTABLE SPOT W/ BAFFLE |  LR1557 SUPER ADJUSTABLE PULL DOWN |
|  LR1567 ADJUSTABLE PULL DOWN |  LR1588 ADJUSTABLE SPOT |  LR1598 ADJUSTABLE EYEBALL W/ BAFFLE |

Note: Wattage limitations on compatible items must be met.

ORDERING

ORDERING EXAMPLE : LH1599R

| LH1599R | RATING | WATTAGE | VOLTAGE* | ACCESSORIES |
|----------------|------------------------|--------------------------------------|--|--|
| LH1599R | Blank: Standard | Blank: 50W -75 :75W | Blank: 120V/12V -27 :277V/12V (Electronic*) | /LBL20 :20W Derating /LBL35 :35W Derating |

* Available with 120V/277V Magnetic Option, consult factory.