

## LH99 - STANDARD HOUSING

### 4" LINE VOLTAGE HOUSINGS






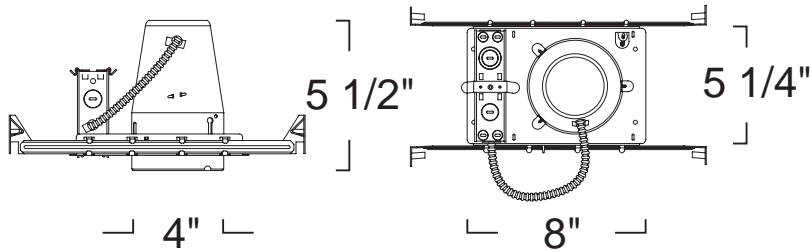
## PROJECT INFORMATION

Type :

Project :

Catalog # :

FEATURE(S):  



## SPECIFICATION

Ceiling cut-out: 4 1/2"

120V 75W Max PAR30/PAR20 MED E26  
40W A19

**Application:** General purpose recessed downlight housing for low to medium height ceilings for residential and light commercial applications. A variety of trims, compatible styles and finishes are available to achieve the desired décor and illumination.

**Housing:** Pre-wired housing adjusts up to a 1 1/4" ceiling thickness. Integral thermal protector to guard against improper lamping and installation. Housing provides an adjustable socket plate which allows for use of different lamp types. Trim is secured with torsion wing springs.

**Mounting:** Housing suitable for new construction installations only, supplied with (2) 24" adjustable hanger bars with 90 degrees repositioning ability. Hanger bars equipped with nail-less install 3/4" serrated barbed studs and with captive nails, for faster and easier secure mounting in wood joists. Set-screws lock into position and prevent shifting after installation. Earthquake structural cable compatible for drop panel ceiling or any other mounting that requires direct support from structural ceilings.

**Socket:** Standard porcelain medium screw base socket with high temperature leads.

**Junction Box:** 16 gauge pre-wired galvanized steel Junction Box, 32 cubic-inch for a maximum of (8) #12 AWG wires. Furnished with (7) 3/4" and (4) Romex knock-outs. Strain clamps to install or remove covers for easy access and ground wire. Equipped with safety standard fitting for flex-conduit.












**Insulation Contact:** Non IC rated housing must be kept 3" from insulation.

**Airflow:** Airtight option is designed to restrict air flow from room into plenums in compliance to the WSEC - Washington State Energy Code, (Less than 2.0 CFM -Cubic Feet per Minute). Complies to Title24 air flow requirements (Air-tight).

**Safety Labels:** UL/CUL listed for through-branch wiring (8) No.12 AWG 90°C and suitable for damp locations. NYC approved: Calendar #41937.

**Label:** U.L. Listed, E.T.L. Listed

## COMPATIBILITY

 <a href="#">LR43</a> PAR30 WET LOCATION TRIM	 <a href="#">LR987</a> ADJUSTABLE REFLECTOR	 <a href="#">LR993</a> PHENOLIC BAFFLE
 <a href="#">LR994</a> DEEP PHENOLIC BAFFLE	 <a href="#">LR999</a> SHALLOW REFLECTOR	 <a href="#">LRD400</a> 4" 120V LOW PROFILE L.E.D. TRIM RETROFIT
 <a href="#">LRD400</a> 4" 12V L.E.D. RETROFIT LOW PROFILE TRIM	 <a href="#">LRD402</a> 4" 120V BASIC REFLECTOR RETROFIT (NON-DIMMING)	 <a href="#">LRD442</a> 4" 120V DECO DOME RETROFIT (NON-DIMMING)
 <a href="#">LRM985</a> ADJUSTABLE METAL BAFFLE	 <a href="#">LRM993</a> METAL BAFFLE	

Note: Wattage limitations on compatible items must be met.

## ORDERING

ORDERING EXAMPLE : LH99A

LH99	RATING
LH99	Blank:Standard
A	:Airtight