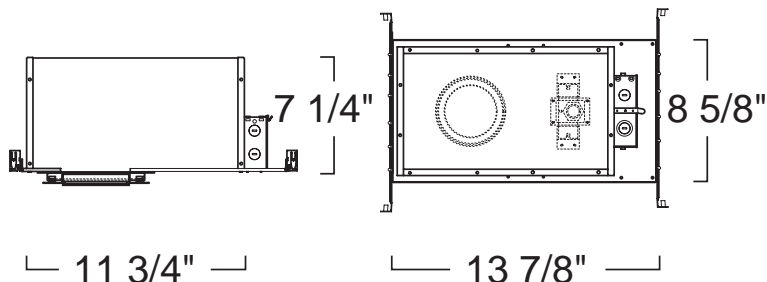


Type :

Project :

Catalog # :

FEATURE(S):  



### SPECIFICATION

Ceiling cut-out: 5 7/8"

**Application:** Architectural-grade recessed "Trimless" downlight for low to medium height ceilings for residential commercial installations. Trimless design provides a clean unobstructed "zero-sight" line ceiling. Die-Cast aluminum plaster frame disc installed on housing for easy installation. A variety of trims compatible styles and finishes are available to achieve the proper décor and illumination.

**Housing:** Pre-wired housing with Die-Cast adjustment plate with pre-set ceiling thickness for easy installation in 1/2", 5/8", 3/4" and 1 inch ceilings. Integral thermal protector to guard against improper lamping and installation. Housing provides an adjustable socket plate which allows for use of different lamp types. Trim is secured with QuickLok mounting mechanism for an easy scratch free installation.

**Mounting:** Housing suitable for new construction installations only, supplied with (2) 24" adjustable hanger bars with 90 degrees repositioning ability. Hanger bars equipped with nail-less install 3/4" serrated barbed studs and with captive nails, for faster and easier secure mounting in wood joists. Set-screws lock into position and prevent shifting after installation. Earthquake structural cable compatible for drop panel ceiling or any other mounting that requires direct support from structural ceilings.

**Ballast :** High Power Factor electronic 120V 60Hz ballast. Provides up to 15% energy savings versus magnetic and increased lamp life. Class A sound rating. Thermal and transient protection. Min. starting temperature -20°C. THD less than 10%. Is accessible from above or below the ceiling. Contact Factory for detailed technical information.

**Socket:** Housing supplied with Thermo Plastic Quick Connector, Socket to be supplied with trim.

**Junction Box:** 16 gauge pre-wired galvanized steel Junction Box, 32 cubic-inch for a maximum of (8) #12 AWG wires. Furnished with 3/4", 1" and Romex knock-outs. Strain clamps to install or remove covers for easy access and ground wire. Equipped with safety standard fitting for flex-conduit.










**Insulation Contact:** Non IC rated housing must be kept 3" from insulation.

**Safety Labels:** ETL/CETL listed. Suitable for damp locations. NYC approved: Calendar #41937.

**Light Source:** Available in HID 20W GX10CMH-MR16, HID 20W GX10CMH-MR16 ( 277V ), HID 39W GX10CMH-MR16 and HID 39W GX10CMH-MR16 ( 277V ).

**Label:** E.T.L. Listed

### COMPATIBILITY

 <b>C260</b> <b>C-CHANNEL HANGER BAR SET</b>	 <b>L270</b> <b>LINEAR HANGER BAR SET</b>	 <b>LRX419</b> <b>PINHOLE</b>
 <b>LRX420</b> <b>SLOT</b>	 <b>LRX421</b> <b>REFLECTOR CONE</b>	 <b>LRX422</b> <b>FROSTED LENS</b>
 <b>LRX473</b> <b>ADJUSTABLE ACCENT</b>	 <b>LRX475</b> <b>FIXED WALL WASH</b>	 <b>LRX475</b> <b>FIXED WALL WASH</b>

Note: Wattage limitations on compatible items must be met.

### ORDERING

ORDERING EXAMPLE : LHX4MH39

LHX4MH	LIGHT SOURCE
<b>LHX4MH 20</b>	:HID 20W GX10CMH-MR16
<b>20-27</b>	:HID 20W GX10CMH-MR16 ( 277V )
<b>39</b>	:HID 39W GX10CMH-MR16
<b>39-27</b>	:HID 39W GX10CMH-MR16 ( 277V )