

LRM30 - METAL BAFFLE 30

6" COMPACT FLUORESCENT TRIMS - LH276 SERIES

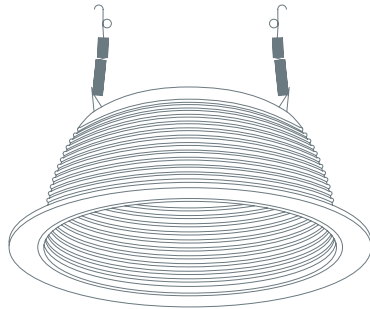


PROJECT INFORMATION

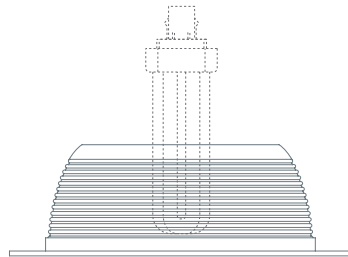
Type :

Project :

Catalog # :



5 3/4"



7 1/2"



SPECIFICATION

CFL 18W Max DTT
42W TTT

Application: Baffle downlights are used to minimize unwanted glare from the lamp source while providing a budget friendly design to provide general ambient light to an environment.






While the low reflectance level of black makes it the most effective color for baffle trims, white baffles have become the most popular option. The benefit of white baffles is that the trims blend with the ceiling when the lights are turned off. They are suitable for general illumination of residential and light commercial ceilings up to 9 feet. For a room with a typical eight-foot high ceiling, space 6" downlights apart approximately seven feet apart for general lighting applications.

Mounting Steel pressure springs mounted on trim to ensure positive retention inside housing.

Baffle Finish *: Die-formed aluminum baffle ridges eliminate stray light. Available in White, Black, All Natural, All Copper and All Mocha.

Ring Finish: Die-Formed Aluminum Trim Ring Available in White, Black, Chrome, Natural, Copper and Mocha.

COMPATIBILITY

 LH276 STANDARD HOUSING 1-LAMP (ELECTRONIC)	 LH276IC IC HOUSING 1-LAMP (ELECTRONIC)	 LH276R REMODEL HOUSING (ELECTRONIC)
 LH276R REMODEL HOUSING (MAGNETIC)	 LH276RICA REMODEL IC AIRTIGHT HOUSING	

Note: Wattage limitations on compatible items must be met.

ORDERING

ORDERING EXAMPLE : LRM30MO

LRM30	BAFFLE FINISH *	RING FINISH
LRM30	W :White	Blank :White
	B :Black	B :Black
	N :All Natural	C :Chrome
	CO :All Copper	N :Natural
	MO :All Mocha	CO :Copper
		MO :Mocha

* Finishes designated with "ALL" prior to the finish color come standard with a matching ring finish.