

BOLLARDS

LITON[®]
OUTDOOR



BOLLARDS - BL7



B721 bollard shown in inset



BL732 bollard shown in background

Pathway Lighting

LITON 8"x 4" Rectangular Scoop and Trapezoid single and double head bollards are designed for outdoor applications where Dark Sky compliant illumination is required, and they enhance the safety, security, and visual appeal of outdoor spaces.

BENEFITS

- Dark Sky compliant
- Sleek architectural design
- Durable, corrosion resistant finish
- 5-year limited warranty
- 120V/277V UniDim™ 0-10V ELV & Triac dimming to 5%
- Frosted lens option

8" x 4" Rectangular Bollards



BL721 (Scoop)
H: 20", 40"
850lm (15W)
Also available in Amber
INT




BL731 (Trapezoid)
H: 20", 40"
850lm (15W)
Also available in Amber
INT



BL722 (Double Scoop)
H: 20", 40"
2 x 850lm (2 x 15W)
INT



BL732 (Double Trapezoid)
H: 20", 40"
2 x 850lm (2 x 15W)
INT

 **INT** (Integral Motion/Daylight)



Optional Frosted Lens feature

STANDARD FINISHES



Custom Sizes Available



LINK TO WEB PAGE

BOLLARDS - BL3/BL4



BL31 shown in inset

BL30 Bollards are ideal in courtyards and building entrances

Pathway Lighting

LITON 7" Round bollards are available in various designs and finishes to complement different architectural styles and landscaping themes and to enhance the safety, security, and visual appeal of outdoor spaces.

BENEFITS

- Dark Sky compliant on selected models
- Sleek architectural design
- Durable, corrosion resistant finish
- 5-year limited warranty
- Type IV IES distribution available on BL30 & BL31

7" Round Bollards



BL30
Cone (Round Top)
H: 39-5/16"
2300lm (28W)
RMT or SDL



BL33
Pyramid (Round Top)
H: 38-1/16"
600lm (26W)
RMT or SDL



BL31
Cone (Flat Top)
H: 37-3/16"
2300lm (28W)
RMT or SDL



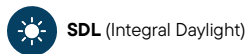
BL431
(Round Top)
H: 37-1/2"
324lm (15W)
RMT or SDL



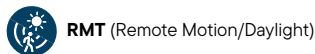
BL31 Amber
Cone (Flat Top)
H: 37-3/16"
849lm (28W)
RMT or SDL



BL434
(Flat Top)
H: 38-1/8"
324lm (15W)
RMT or SDL



SDL (Integral Daylight)



RMT (Remote Motion/Daylight)



Integral or Remote Battery Backup is a feature on selected models

Custom Sizes Available

STANDARD FINISHES



LINK TO WEB PAGE