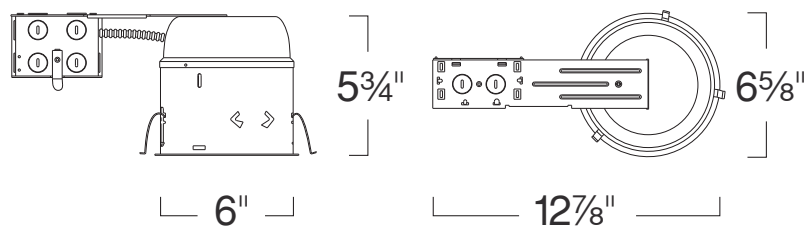


## LH27RICA - REMODEL SHALLOW HOUSING

### 6" LINE VOLTAGE SHALLOW HOUSINGS



IC: 75W R30/PAR30, 40W A19, 50W PAR16/PAR20

### SPECIFICATION

120V 90W Max A19/PAR30/PAR38 MED E26

**Application:** General purpose recessed downlight housing for medium to high ceilings for residential and light commercial applications. A variety of trims, compatible styles and finishes are available to achieve the proper décor and illumination.

**Housing:** Pre-wired housing adjusts up to 1 1/4" ceiling thickness. This housing has torsion remodeling clips for secure installation. Integral thermal protector to guard against improper lamping and installation. Housing provides an adjustable socket plate which allows for use of different lamp types. Trim is secured with torsion wing springs/standard coil springs. Designed to be installed in existing sheet rock ceilings via ceiling cut out (above ceiling access is not required).

**Mounting:** Housing suitable for existing or new construction installations, supplied with high tension remodeling clips, designed to secure the housing to an existing sheetrock ceiling for fast and easy installation.

**Socket:** Standard porcelain medium screw base socket with high temperature leads.

**Junction Box:** 16 gauge pre-wired galvanized steel Junction Box, 32 cubic-inch for a maximum of (8) #12 AWG wires. Furnished with 3/4", 1" and Romex knock-outs. Strain clamps to install or remove covers for easy access and ground wire. Equipped with safety standard fitting for flex-conduit.
















**Insulation Contact:** Non IC rated housing must be kept 3" from insulation. IC rated housing rated for direct contact with low to medium density loosefill blown and rolled insulation. For use with high density loose fill blown insulation, reduce rated lamp wattage accordingly (roughly %15-%20).

**Safety Labels:** UL/CUL listed for through-branch wiring (8) No.12 AWG 90°C and suitable for damp locations. NYC approved: Calendar #41937.

**Label:** UL Listed, cETL Listed



### COMPATIBILITY

 <b>LFB2012</b> FIRE BARRIER	 <b>LRP30</b> PHENOLIC PAR30 BAFFLE	 <b>LRS12</b> ALBALITE LENS W/ REFLECTOR
 <b>LR12</b> SHOWER TRIM W/ ALBALITE LENS	 <b>LR380</b> DECO GLASS RING- SHAPED	 <b>LR14</b> SHOWER TRIM W/ FROSTED GLASS DOME
 <b>LR18</b> ADJUSTABLE EYEBALL	 <b>LR370</b> DECO GLASS OPEN CONE	 <b>LR378</b> ADJUSTABLE REFLECTOR
 <b>LR14</b> FROSTED DOME W/ REFLECTOR	 <b>LR30</b> OPEN TRIM	 <b>LR383</b> DECO GLASS BAFFLE
 <b>LRS16</b> DROP OPAL LENS W/ REFLECTOR	 <b>LR340</b> REFLECTOR 38	 <b>LR376</b> ADJUSTABLE BAFFLE

Please see website for more compatible items.