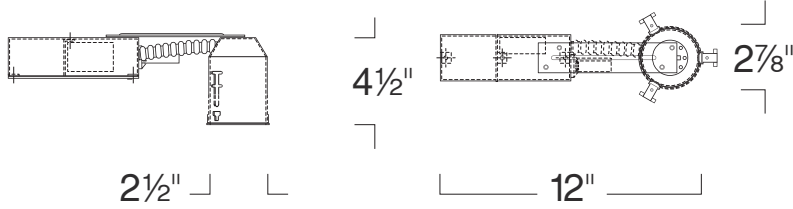


LH2R - REMODEL 2" LINE VOLTAGE DOWNLIGHT



SPECIFICATION

120V 50W MR16 GU10

Application: General purpose recessed downlight housing for low to medium height ceilings for residential and light commercial applications. A variety of trims, compatible styles and finishes are available to achieve the desired décor and illumination.

Housing: Pre-wired .05" baked enamel 1-piece drawn steel housing adjusts up to 1-1/4" ceiling thickness. Integral thermal protector to guard against improper lamping and installation. Trim is secured with torsion wing springs.

Mounting: Housing suitable for existing or new construction installations, supplied with high tension remodeling clips, designed to secure the housing to an existing sheetrock ceiling for fast and easy installation.







Socket: Standard porcelain GU10 "Twist & Lock" socket with high temperature leads.

Junction Box: 16 gauge pre-wired aluminum Junction Box, suitable for through branch wiring for a maximum of (4) #12 AWG wires. Furnished with (2) 3/4" knock-outs. Screw-in or out covers for easy access and ground wire. Equipped with safety standard fitting for flex-conduit.

Safety Labels: ETL/CETL listed for through-branch wiring (8) No.12 AWG 90°C and suitable for damp locations. NYC approved: Calendar #41937.

Label: cETL Listed

COMPATIBILITY

 LR1221 MR16 REFLECTOR	 LR1221 MR16 REFLECTOR	 LR1203 CROSS BLADE
 LR1293 MR16 BAFFLE	 LR1203 CROSS BLADE	 LR1293 MR16 BAFFLE

Note: Wattage limitations on compatible items must be met.