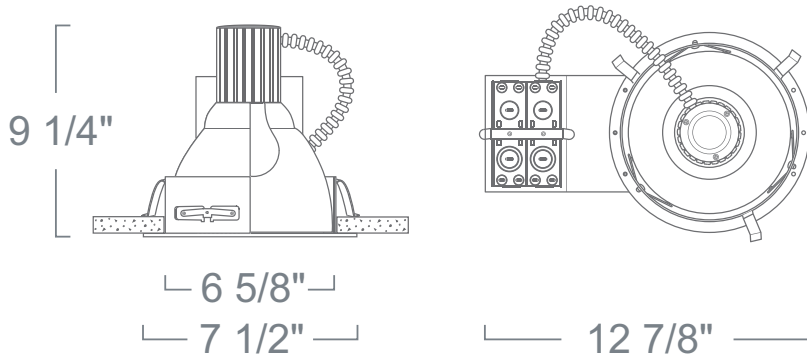


LH600R - REMODEL ARCHITECTURAL HOUSING

6" ARCHITECTURAL INCANDESCENT HOUSINGS



SPECIFICATION

120V 150W Max PAR30/ A19/ A21
MED E26

Application: Architectural-grade recessed downlight housing for low to medium height ceilings and commercial installations. A variety of trims, compatible styles and finishes are available to achieve the proper décor and illumination.

Housing Frame: 16 gauge galvanized plaster ring with powder coat finish, six friction clips secure trim to housing. Pre-installed torsion remodeling clips for secure installation on existing ceiling.

Mounting: Housing suitable for existing or new construction installations, supplied with 4 high tension remodeling clips, designed to secure the housing to an existing sheetrock ceiling up to 1" thick for fast and easy installation from below the ceiling line.

Socket Cap: Extruded aluminum socket cap, 1 1/4" vertically adjustable socket arm with set screw which enables the use of multiple lamp types and repositioning to optimize lamp performance. Furnished with heat sink fins to vent lamp heat and extend lamp life. Accepts compatible reflector trims.

Socket: Standard porcelain medium screw base socket with high temperature leads.

Junction Box: 16 gauge pre-wired galvanized steel double Junction Box, 64 cubic-inch for a maximum of (8) #12 AWG wires. Furnished with (10) 3/4", (2) 1" and (8) Romex knock-outs. Strain clamps to install or remove covers for easy access and ground wire. Equipped with safety standard die-cast aluminum fitting for flex-conduit.

Insulation Contact: Non-IC rated housing must be kept 3" from insulation.







Safety Labels: UL/CUL listed for through-branch wiring (16) No.12 AWG 90°C and suitable for damp locations. NYC approved: Calendar #41937.

Warranty: Covered by a 3 Year Warranty to be free of defects in materials and craftsmanship.

Label: cETL Listed

Assembled in USA

COMPATIBILITY

 LR6071 REFLECTOR W/GLASS RING	 LR671 REFLECTOR	 LR672 REFLECTOR W/ LENS
 LR673 BAFFLED REFLECTOR	 LR674 BAFFLE W/ PRISMATIC LENS	 LR676 REFLECTOR W/ GLASS ACCENT

Note: Wattage limitations on compatible items must be met.

2016.6.14

FEATURE:



ORDERING EXAMPLE : LH600R

LH600R	WATTAGE	OPTIONS
LH600R	Blank : 150W	Blank : None
		-FS : Fuse

ID# : 550