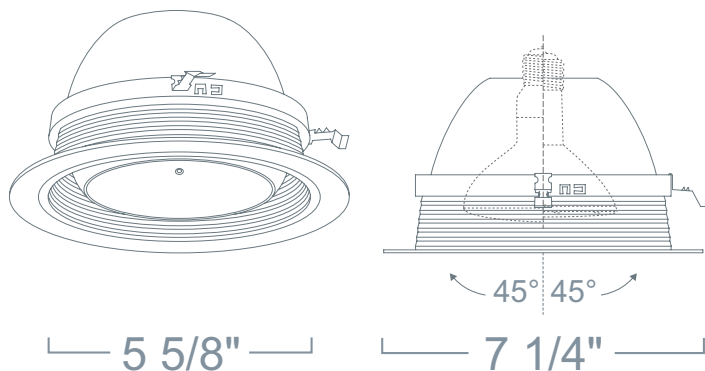


## LR48 - ADJUSTABLE EYEBALL W/ BAFFLE

### 6" LINE VOLTAGE TRIMS



### SPECIFICATION

120V 75W Max R30/PAR30L MED E26






**Application:** Accent lighting and wall-washing are the two applications for which eyeballs are commonly used. They can be aimed and adjusted to focus on specific objects or areas. These **eyeball** trim fixtures provide flexibility and versatility by doubling as both a downlight and as an accent light. They are an economic way to provide general and accent lighting with both vertical and horizontal aiming capabilities. Their large degrees of rotation result in both visual style and practical ergonomics.

**Mounting:** Steel pressure springs mounted on trim to ensure positive retention inside housing.

**Baffle Finish:** Die-formed aluminum baffle ridges eliminate stray light. Available in White, Black, All Natural\*, All Copper\* and All Mocha\*.

**Ring Finish:** Die-Formed Aluminum Trim Ring Available in White, Black, Natural, Copper and Mocha.

### COMPATIBILITY

 <b>LH27</b> STANDARD SHALLOW E26 HOUSING	 <b>LH27R</b> REMODEL SHALLOW E2 HOUSING	 <b>LH7</b> STANDARD E26 HOUSING
 <b>LH7IC</b> 100W IC E26 HOUSING	 <b>LH7R</b> REMODEL E26 HOUSING	

Note: Wattage limitations on compatible items must be met.

### FEATURE:



ORDERING EXAMPLE : LR48W

LR48	BAFFLE FINISH	RING FINISH
LR48	<b>W</b> :White	<b>Blank</b> :White
	<b>B</b> :Black	<b>B</b> :Black
	<b>N</b> :All Natural*	<b>N</b> :Natural
	<b>CO</b> :All Copper*	<b>CO</b> :Copper
	<b>MO</b> :All Mocha*	<b>MO</b> :Mocha

\* Comes standard with a matching ring finish. Use "W" for White Ring.

ID# : 28