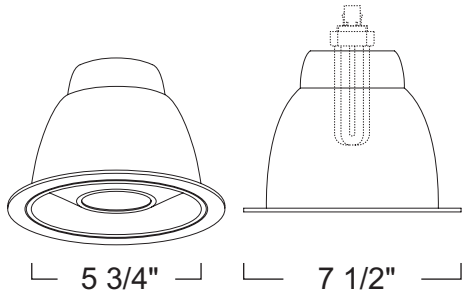


LR631 - REFLECTOR W/ GLASS ACCENT 6" COMMERCIAL VERTICAL COMPACT FLUORESCENT TRIMS



Integral emergency switch available. Consult factory for details



SPECIFICATION

CFL 42W TTT
26W DTT

Application: Architectural-grade recessed downlight reflector for low to medium height ceilings for commercial and architectural installations. Reflector designed for minimal glare from lamp without sacrificing lumen output. Decorative glass accent brings style and elegance to any decor. Reduces lamp image while adding a subtle decorative element to architecture.

Mounting: Pre-punched key holes allow mounting of socket cap assembly for housing, with vertically adjustable socket cap. Reflector held in place with 6 steel pressure springs mounted on housing frame.

Warranty: Covered by a 3 Year Warranty to be free of defects in materials and craftsmanship.





Reflector / Flange Finish: One piece spun low-iridescent aluminum reflector with seem less self-flanged ring Available in Clear Reflector/Natural Flange, Clear Reflector/White Flange, Satin Haze Reflector/Natural Flange and White Reflector/White Flange.

Ring Finish: Available in Amber and Blue.

Label: UL Listed, cETL Listed

Assembled in USA

COMPATIBILITY

 LVH61 ARCHITECTURAL HOUSING (IC)	 LVH6 6" LIGHT COMMERCIAL HOUSING (ELECTRONIC)	 LVH6R1 6" REMODEL ARCHITECTURAL HOUSING (NON-IC)
 LVH61 ARCHITECTURAL HOUSING (NON-IC)		

Note: Wattage limitations on compatible items must be met.

2016.6.14

FEATURE:



ORDERING EXAMPLE : LR631 CNF-BL

LR631	REFLECTOR / FLANGE FINISH	RING FINISH
LR631	CNF :Clear Reflector/Natural Flange	-AM :Amber
	CWF :Clear Reflector/White Flange	-BL :Blue
	SNF :Satin Haze Reflector/Natural Flange	
	WWF :White Reflector/White Flange	

ID# : 401