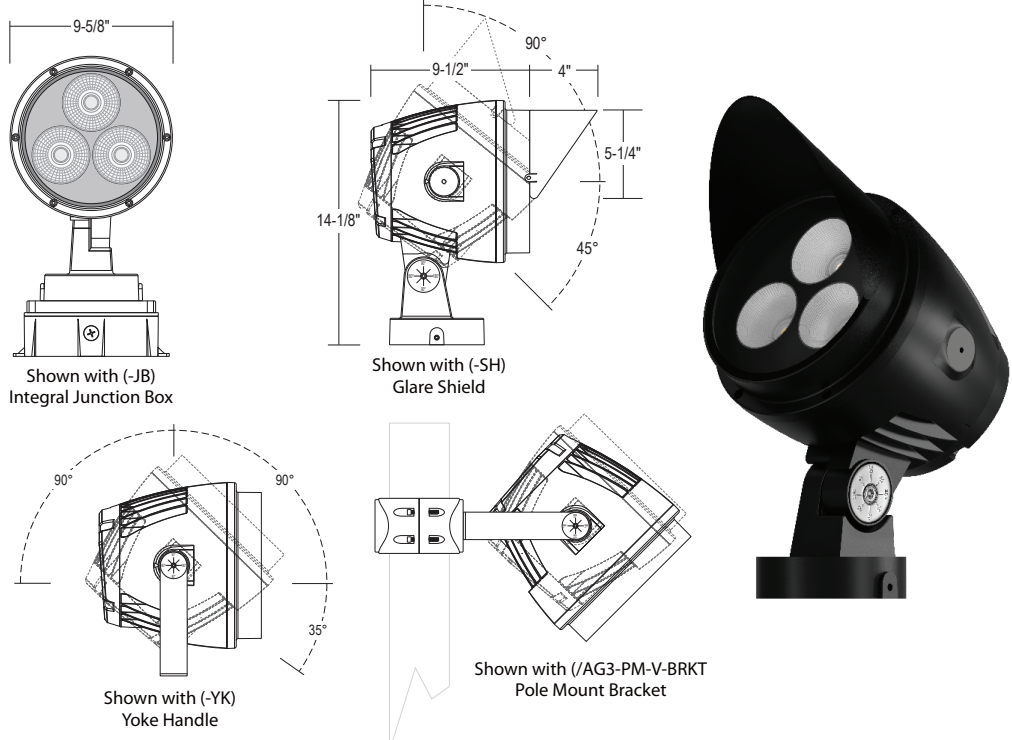


AG370 : LUMENRAY (Large) IP65 ADJUSTABLE SPOT/FLOOD LIGHT 5000LM - 14,000LM (45W - 110W)



- Simple, stylish industrial design
- Eco-friendly, high-strength ADC12 die-cast aluminum
- Dual-cavity heat sink design improves LED life and durability
- Multiple mounting options for flexible installation
- IP65 Rated
- IK08 option available
- 90 CRI Standard

ORDERING : AG370W-L075-B15UE-DUN-T27

Finish	Lumens	Beam Spread	Control	Color Temperature	Mounting	Options	Emergency Options Installations
Finish		Beam Spread		Color Temperature		Options	
Bronze	AG370BZ	10° Pinpoint		-B10¹	2700K (90 CRI)	-T27	None Blank
Black	AG370B	15° Narrow Spot		-B15	3000K (90 CRI)	-T30	IK08 Impact Rated -IK08^{1,3}
White	AG370W	25° Spot		-B25	3500K (90 CRI)	-T35	Hex-Cell Louver -LVR
Silver	AG370S²	40° Flood		-B40	4000K (90 CRI)	-T40	Anti-Glare Lens -GR
					5000K (90 CRI)	-T50	Glare Shield -SH¹
					RGB+W Control	-RGBW⁵	Cold Weather -CW¹
							Marine Grade Finish -MGD²
Lumens		Control		Mounting		Accessories	
5000lm (45W)	-L50	Non-Dimming (120V)		Flat Base	Blank	None Blank	
7500lm (60W)	-L75	0-10V Dimming (120V/277V)		Yoke Handle	-YK¹	Emergency Backpack Accessory with Holes for Flat Base Mounting	/AG3-EMB-FC
10,000lm (80W)	-L100	Casambi Wireless Dimming (120V/277V)		Integral Junction Box	-JB	Junction Box Backpack Accessory with Holes for Flat Base Mounting	/AG3-EMB-JB
14,000lm (110W)	-L140					Vertical Pole Mount Bracket (for up to two)	/AG3-PM-V-BRKT^{1,4}
RGBW 80lm/W (90W)	-LRGBW					Horizontal Pole Mount Bracket (for up to two)	/AG3-PM-H-BRKT^{1,4}

¹ Special Order. Minimum Order. Extended lead time may apply. Consult Factory.
² Special Order Finish. Minimum order quantity (MOQ) applies. Orders less than MOQ are subject to a special paint set-up fee for the quantity ordered. Extended lead times may apply. Consult Factory.
³ Consult factory for IK08 option with Polycarbonate Lens.
⁴ AG3-PM-BRKT not compatible with -JB, AG3-EMB-FC or AG3-EMB-JB.
⁵ (-RGBW) only compatible with (-LRGBW), (UE-DMX), and (-DCSM).
 Custom RAL Color: Please note that we appreciate custom finishes. Custom finishes are subject to a special paint setup fee for the quantity ordered. Extended lead times may apply. Consult Factory.
 Fixture Weighs on Average 12 lbs.

2026.03.23

SPECIFICATION

Application

The AG series above-grade floodlight is suitable for surface ceiling, surface wall, or pendant stem mounts in both interior and outdoor settings. The die-cast joint allows for 180° tilt adjustability to create several configurations.


Housing

Constructed from environmentally-friendly (ADC12) high-strength die cast aluminum with a corrosion resistant & anti-ultraviolet polyester powder coat finish. Default lens is 4mm thick safety glass. IK08 impact rating option has 8mm thick safety glass.

Mounting

Die-Cast Aluminum mounting bracket has (4) holes for mounting via screws; bracket is fastened to the fixture via set screws on the side. Aluminum yoke handle has slots and hole for mounting via screws; yoke is attached to the fixture's side. Pole Mount Bracket closes and clamps via screws and fits $\phi 3.50$ " diameter poles. Standard mounting bracket and yoke handle have hole pattern to match and mount onto the Pole Mount Bracket.

Finish



A 7-stage electrostatic, polymer process provides an outdoor textured powder coat finish that delivers outstanding durability, superior anti-aging, resistance to corrosion and UV-degradation. Consult factory for Custom Color. (More Information).

Standard Finishes:

White: RAL 9003 (W)
Silver: RAL 7037 (S)
Bronze: RAL 8019 (BZ)
Black: RAL 9005 (B)

Certifications and Listings



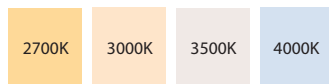
ETL / cETL Listed to UL1598 and UL8750 standards.

Suitable wet locations. (IP65)

Assembled in USA.

IK08 rated for impact resistance.

LED



Color Temperature: Available in 2700K, 3000K, 3500K and 4000K. 90 CRI standard

Lumen Maintenance

Lumen Maintenance: Lumen Maintenance is minimum 50,000 hours L70 life based on ANSI TM-21 calculations from LM80 standardized test results.

Warranty

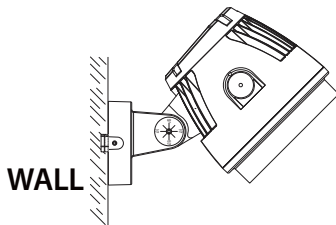
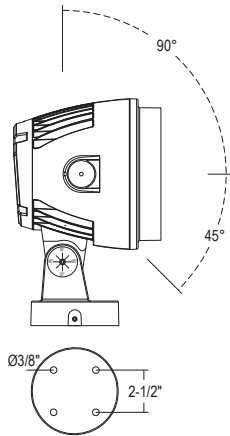
Covered by a 5-Year Warranty to be free of defects in materials and craftsmanship. Fixture should not be installed in applications with ambient temperature above 50°C/122°F. Doing so will result in reduced lamp life and voided warranty.

SPECIFICATION (Continued)

Mounting Options

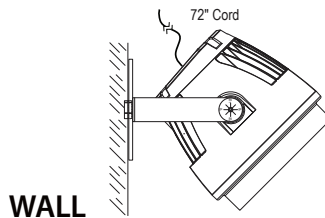
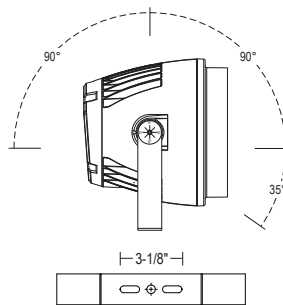
FLAT BASE

- Fixture assembled with adjustable elbow joint has removable flat mounting plate.
- Flat plate installs directly to Junction Box (hole for mounting to J-Box by others).



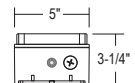
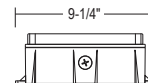
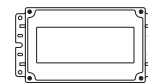
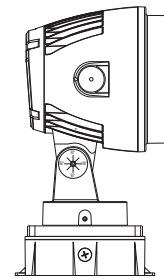
YOKE HANDLE (-YK)

- Fixture assembled with yoke handle.
- Yoke handle has slots for mounting, up 3.125".



INTEGRAL JUNCTION BOX (-JB)

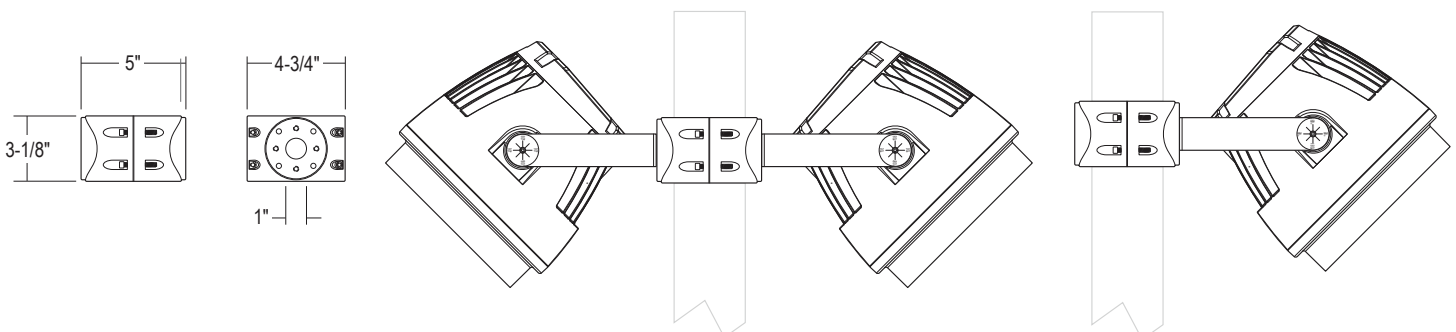
- Integral Surface Mount Junction mounts to fixture and allows for direct conduit entry.
- For use with mounting locations without a recessed junction box.
- Outlet box with five (5) 1/2" IPS trade conduit holes and plugs.



Accessories

Vertical Pole Mount (AG3-PM-V-BRKT)

- Pole Mount Bracket fits $\phi 3.50$ " diameter poles only.
- Bracket can mount up to 2 fixtures.
- Compatible with both mounting options, Flat Base and Yoke Handle.

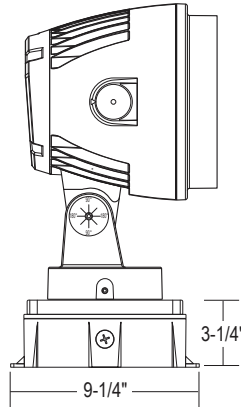


SPECIFICATION (Continued)

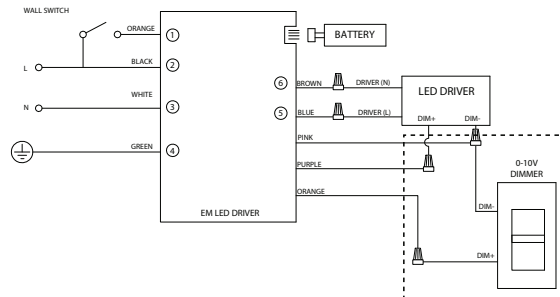
Emergency Battery, BackPack (/AG3-EMB)

Eliminates need for long runs back to remote emergency battery location. Installs directly on building surface. Ideal for locations wanting same mounting aesthetics for Emergency and Non-Emergency fixtures without the use of remote Emergency power. Can be fed from recessed wall mounted junction box from the back of fixture.

- Wet location rated.
- 120V-347V operation.
- Self diagnostic.
- Integral surge protector for emergency driver only.
- Includes (2) 1/2" NPT knock-outs.
- Optional /EMB-BLANK can be used to maintain a common aesthetic when /AG3-EMB are used.



Input Voltage:	120-347 Vac (50/60 Hz)
Input Power:	7 Watts
Output Voltage:	170 V DC
Input Current:	100mA
Output Power:	18W
Surge Protection:	Line-Neutral 3000V
EM Operation:	90 minutes
Charge Time:	24 hour recharge
Ambient Temperature:	0°C to + 50°C (30°F to 122°F)
Weight:	3.7 lb
Rating:	cUL

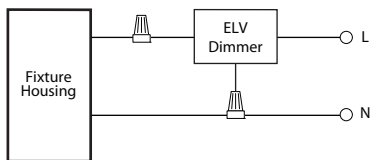


Dimming Options

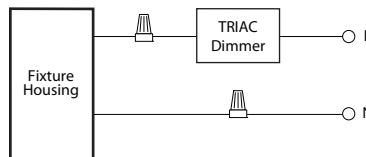
UniDim™ Driver 120V/277V (UE-DUN):

All in one ELV and TRIAC phase dimming (120V only), and 0-10V dimming (120V/277V). Works with most 3-Wire ELV, 2-Wire incandescent and 120V/277V 5-Wire 0-10V fluorescent dimmers.

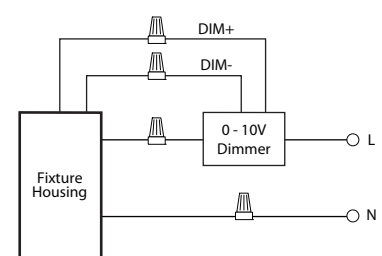
Incandescent/Phase Wiring
ELV



TRIAC



0 - 10V Wiring



SPECIFICATION (Continued)

Marine Grade Option (-MGD)

The fixture features a marine-grade textured powder coat finish option engineered to withstand extreme environmental conditions, including prolonged exposure to UV radiation, salt air, and moisture, which are prevalent in coastal and high-humidity environments.

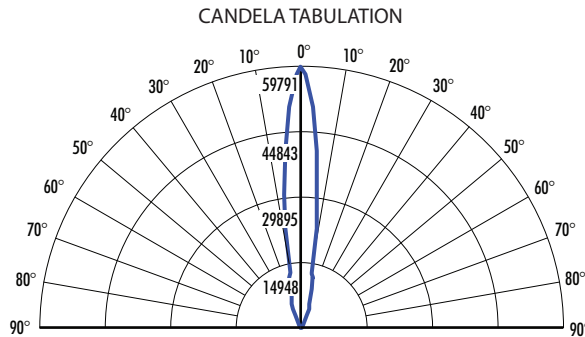
A multi-stage surface preparation, finishing, and curing process ensures maximum adhesion, durability, and corrosion resistance. The coating system undergoes rigorous salt spray (ASTM B117) testing, overbake resistance verification, and pencil hardness testing to validate its robustness against degradation.

The marine-grade powder coat is applied as a 30–50 µm bottom layer, providing a strong anti-corrosion foundation. This is further enhanced by a surface coat using a standard architectural-grade powder application with a total thickness of 80 – 120 µm, ensuring superior resistance to wear, impact, and environmental stressors.

PHOTOMETRY

AG370B-L140-B15UE-DUN-T40 (14000lm, 110W, 15°, 4000K)

System Power:	110.5W	MULTIPLIERS	
Test Date:	10/23/2025	LUMENS	
Beam Angle 50%:	14.5°	5000lm	0.40
Field Angle 10%:	38.8°	7500lm	0.62
Color Temperature:	4115K	10,000lm	0.75
CRI:	92.8	14,000lm	1.00
Lumens Delivered:	13874	CCT	
CBCP:	115580	2700K	0.95
Power Factor:	0.99	3000K	0.98
		3500K	0.99
		4000K	1.00
		5000K	1.04

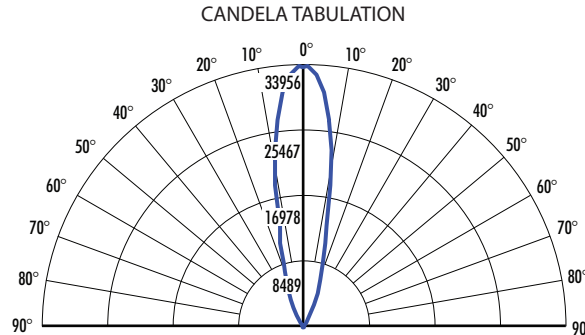


FOOTCANDLE DISTRIBUTION

Height	Beam Diameter											FC
	50°	40°	30°	20°	10°	0°	10°	20°	30°	40°	50°	
225'						57.2'						2.3
175'						44.5'						3.8
150'						38.2'						5.1
125'						31.8'						7.4
100'						25.4'						11.6
75'						19.1'						20.5
50'						12.7'						46.2
25'						6.4'						184.9
10'						2.5'						1155.8

AG370B-L140-B25UE-DUN-T40 (14000lm, 110W, 25°, 4000K)

System Power:	110.5W	MULTIPLIERS	
Test Date:	10/23/2025	LUMENS	
Beam Angle 50%:	22.6°	5000lm	0.40
Field Angle 10%:	50.1°	7500lm	0.62
Color Temperature:	4115K	10,000lm	0.75
CRI:	92.8	14,000lm	1.00
Lumens Delivered:	13352	CCT	
CBCP:	65881	2700K	0.95
Power Factor:	0.99	3000K	0.98
		3500K	0.99
		4000K	1.00
		5000K	1.04

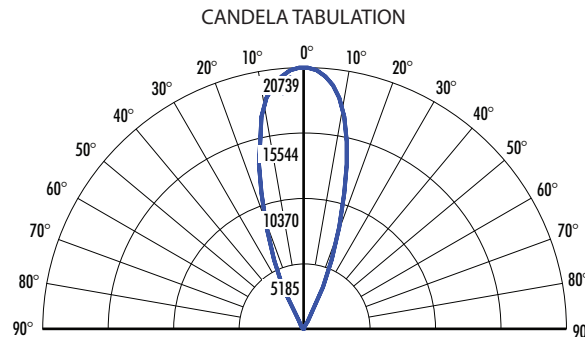


FOOTCANDLE DISTRIBUTION

Height	Beam Diameter											FC
	50°	40°	30°	20°	10°	0°	10°	20°	30°	40°	50°	
175'						69.9'						2.2
150'						59.9'						2.9
125'						50.0'						4.2
100'						40.0'						6.6
75'						30.0'						11.7
50'						20.0'						26.4
35'						14.0'						53.8
25'						10.0'						105.4
10'						4.0'						658.8

AG370B-L140-B40UE-DUN-T40 (14000lm, 110W, 40°, 4000K)

System Power:	110.5W	MULTIPLIERS	
Test Date:	10/23/2025	LUMENS	
Beam Angle 50%:	35.0°	5000lm	0.40
Field Angle 10%:	54.6°	7500lm	0.62
Color Temperature:	4115K	10,000lm	0.75
CRI:	92.8	14,000lm	1.00
Lumens Delivered:	13078	CCT	
CBCP:	40453	2700K	0.95
Power Factor:	0.99	3000K	0.98
		3500K	0.99
		4000K	1.00
		5000K	1.04



FOOTCANDLE DISTRIBUTION

Height	Beam Diameter											FC
	50°	40°	30°	20°	10°	0°	10°	20°	30°	40°	50°	
150'						94.6'						1.8
125'						78.8'						2.6
100'						63.1'						4.0
75'						47.3'						7.2
50'						31.5'						16.2
40'						25.2'						25.3
35'						22.1'						33.0
25'						15.8'						64.7
10'						6.3'						404.5

2025.12.02