
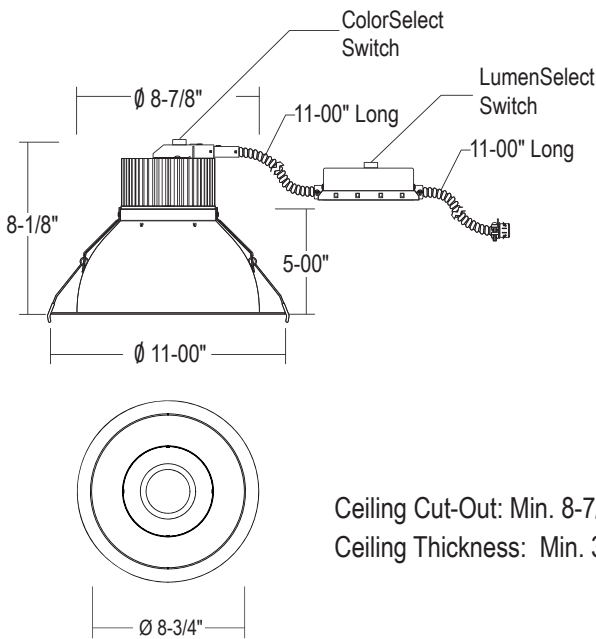


## CRTR9LS : 9" C-SERIES

LUMEN/COLORSELECT RETROFIT/REMODEL 1700LM - 4200LM (17W-50W)



- New junction box option for remodels without frames
- Twist and lock reflector for quick access to LED lamp array
- Heavy-duty self-flanged reflector
- No visible screws or hardware

Ceiling Cut-Out: Min. 8-7/8", Max. 10"  
 Ceiling Thickness: Min. 3/8", Max. 2-1/2"

### ORDERING : CRTR9LS3445SWUE-D10-TS354

2024.05.07

CRTR9LSxxxx		Reflector Finish		Dimming		ColorSelect		Junction Box	
LumenSelect Reflector	IC Option								
LumenSelect Reflector	IC Option	Reflector Finish		Dimming <sup>1</sup>		ColorSelect		Junction Box	
1700lm (17W)	Non-IC	Satin Haze Reflector/ White Ring	<b>SW</b>	0-10V Dimming (120V/277V)	<b>UE-D10</b>	Colorselect	<b>-TS354</b>	None	<b>Blank</b>
2000lm (22W)	IC Rated/ Airtight	White Reflector/ White Ring	<b>WW</b>	Athena Wireless Node	<b>-AWN</b>	3000K, 3500K,		Junction Box	<b>-JB</b>
2400lm (28W)		All Black	<b>BB</b>	Athena Wireless Node Occupancy Sensor	<b>-AWN-OCC</b>	4000K (84CRI)		Junction Box (Chicago Plenum)	<b>-JB-CHP</b>
2900lm (30W)		Clear Specular Reflector/White Ring	<b>CW</b>						
3600lm (39W)		All Satin Haze	<b>SS</b>						
4000lm (48W)									
3400lm (36W)									
3800lm (44W)									
4200lm (50W)									

Model	DRIVER SET LOW	DRIVER SET MID	DRIVER SET HIGH
CRTR9LS1724	1700	2000	2400
CRTR9LS2940	2900	3600	4000
CRTR9LS3442	3400	3800	4200

<sup>1</sup> All drivers are 120V/277V unless otherwise noted.  
<sup>2</sup> (ICA) is only available on 1700lm (17W), and 2000lm (22W)

## SPECIFICATION

### Application

---

Architectural/Commercial-grade recessed lensed LED retrofit/remodel downlight for low to high ceilings with existing open style frame.

### Retrofit Mounting

---

Designed for use with existing 8" Architectural, Incandescent, Fluorescent, and Metal Halide Housings. Supplied with flexible metal conduit for connection to existing electrical junction box. Uses existing frame-in-kits mounting method via clips. Consult factory for special mounting methods.

Use the -JB Junction box option for remodel applications that don't have an existing housing frame or an electrical junction box close by. The retaining spring clips option allows for mounting to wood or gypsum board ceilings without the need of a frame.

### Color Temperature (CCT)

---



Available in 3000K, 3500K and 4000K in 84 CRI.

### Insulation Contact

---

CRTR9LS1724 set to 17W (1700lm) or 22W (2000lm) are inherently thermally protected for direct insulation contact without the need for an enclosure. NON-IC rated housings must be kept 3" from loose-fill insulation.

### Power Connection

---

LED lamp array is replaceable via on board quick disconnect terminal. Meets CA Title 24 requirements and other standards restricting the use of Medium Base or Bi-Pin sockets.

### Thermal Management

---

Heat dissipation facilitated by a large exposed integral aluminum heat sink to maximize heat dissipation in an open-air environment. IC Option thermally engineered to ensure stated L70 LED life without the need for external box. The recommended ambient temperature should be below 35°C to achieve a minimum L70 life of 50,000 hours according to the LM80 standard.

### Warranty

---

Covered by a 5-Year Warranty to be free of defects in materials and craftsmanship. Recommended for applications where ambient temperatures do not exceed 35°C, installations exceeding this temperature will result in reduced LED lamp life and a voided warranty.

## SPECIFICATION (Continued)

### Reflector


---

Field adjustable twist and lock reflector is easily removable to provide quick access to LED lamp array. Frosted polycarbonate lens pre-installed on reflector unifies diode sources and protects diodes from dust and particles from front of aperture.

### Reflector Finish

---

The 1-piece, self-flanged, LED design enables a clean trim finish without a secondary trim ring. Heavy gauge aluminum reflector prevents ugly dents during shipping & installation. Deeply mounted singular LED provides 50° visual cutoff. Available in Satin Haze Reflector/White Finish, White Reflector/White Finish, All Black, Clear Specular Reflector/White Finish, and All Satin Haze.



### Junction Box

---

(-JB) option is 18-gauge pre-wired aluminum Junction Box, 18 cubic-inch for a maximum of (6) #12AWG wires. Furnished with (2) 1/2" knockouts. Strain clamps to install or remove covers for easy access and ground wire.

(-JB-CHP) option is Chicago Plenum, air-tight Junction Box

### Airflow

---

IC-Rated/Airtight (ICA) reflector design is designed to restrict air flow from room into plenums in compliance to the WSEC - Washington State Energy Code, (Less than 2.0 CFM -Cubic Feet per Minute).

### Certifications and Listings

---



cETLus listed. Suitable for dry, and wet locations. NYC approved. Calendar #41937. Conforms to City of Chicago Environmental Air CCEA-200 with Section 18-27-300.22 and special requirements Section 14-20-210C-4. Assembled in USA.

### Caution

---

LITON recommends use of surge protectors on the power entering LED Housings. Surge damage is not covered by warranty. (+1KV). Fixtures must be grounded in accordance with national, state and/or local electrical codes. Failure to do so may result in serious personal injury.

## SPECIFICATION (Continued)

### Dimming Options

#### ELV and TRIAC Driver 120V (-DIN):

Compatible with electronic low voltage, and 2-Wire incandescent dimmers. Also known as leading edge, Reverse Phase, Forward Phase dimming. Allows smooth dimming down to 5% depending upon the dimmer's limitations.

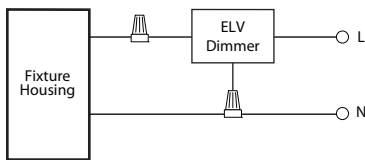
#### 0-10V Driver 120V/277V (UE-D10):

Compatible with most existing 0-10V systems. Also known as fluorescent or 5-Wire dimming. Allows smooth dimming down to 5% depending upon the dimmer's limitations. Compatible with daylight harvesting controls.

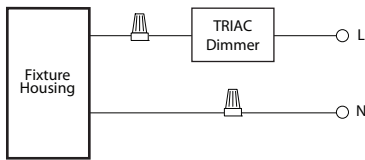
#### UniDim™ Driver 120V/277V (UE-DUN):

All in one ELV and TRIAC phase dimming (120V only), and 0-10V dimming (120V/277V). Works with most 3-Wire ELV, 2-Wire incandescent and 120V/277V 5-Wire 0-10V fluorescent dimmers.

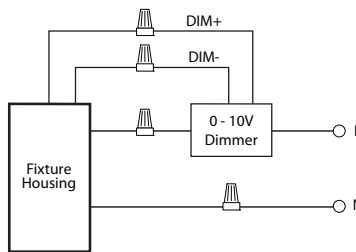
Incandescent/Phase Wiring  
ELV



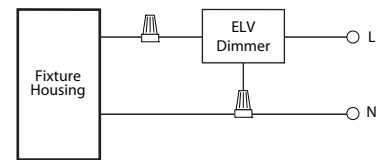
TRIAC



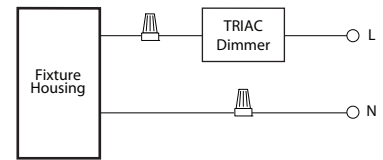
0 - 10V Wiring



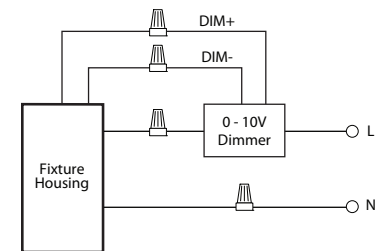
Incandescent/Phase Wiring  
ELV



TRIAC



0 - 10V Wiring



#### ATHENA WIRELESS NODE (-AWN, -AWN-OCC)



Radio frequency (RF) device for digital control of light fixtures in an Athena control system. Athena wireless processor or Clear Connect gateway-Type X is required to operate wireless node.

- Pre-Wired wireless node
- Installed on Junction Box outer wall
- 2.4 GHz
- cULus Listed (UL 916)
- UL 2043 Plenum Rated
- FCC compliant with the limits for a Class B digital device
- ANSI C1371.1 0-10V Electronic Off
- D4i certified
- IC (Industry Canada)
- Supports DALI-2 Type 8 tuneable-white color temperature Tc applications - IEC62386-209 ed.1