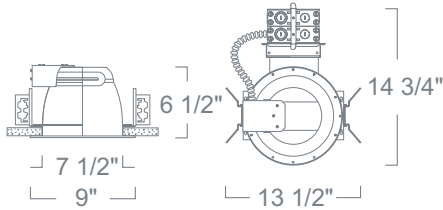


Architectural Housing (2-Lamp) w/ Reflector w/ Lens LFH8 SERIES - 8" ARCHITECTURAL HORIZONTAL CFL RECESSED LIGHTING



SPECIFICATION

Ceiling cut-out: 8 1/8"

Application: Architectural-grade recessed downlight housing for medium to high ceilings for commercial installations. A variety of trims, compatible styles and finishes are available to achieve the proper décor and illumination.

Housing Frame: 16 gauge galvanized plaster ring with powder coat finish, six friction clips secure trim to housing for ceilings up to 2 1/4" thick. Triple slot bat-wing hanger brackets accommodate multiple bar hanger systems.

Mounting: Housing suitable for new construction installations only, Bat-Wing bar hanger brackets adjust vertically 3 1/4" for multiple ceiling types and accepts 1/2" EMT. 26" C-Channel Strut for T-bar ceilings and 27" adjustable linear hanger bars for plaster ceilings or wood/metal joists. Heavy duty 16-gauge, die-formed galvanized steel. Bar hangers optional.

Ballast: Electronic Class P 60Hz Ballast with Inherent thermal protection. For Double Twin Tube (DTT) or Triple Twin Tube Lamps (TTT). Sound A rated. Micro-Processor controlled. Min. starting temperature -10°C. Accessible from above or below the ceiling. Contact factory for detailed technical information on ballast specifications. Note: For dimming applications must use compatible dimmer switch. Consult specific ballast manufacturer for up-to-date compatibility list.

Socket Cap: Heavy-Duty steel socket enclosure with built-in ventilations. Die-cast aluminum fittings. Accepts compatible reflector trims.

Socket: Thermo-plastic socket UL Listed rated for high temperature and provides nickel plated contacts. Accepts 4-Pin lamps with electronic ballast selection.

Junction Box: 16 gauge pre-wired galvanized steel double Junction Box, 64 cubic-inch for a maximum of (8) #12 AWG wires. Furnished with (10) 3/4", (2) 1" and (8) Romex knock-outs. Strain clamps to install or remove covers for easy access and ground wire. Equipped with safety standard die-cast aluminum fitting for flex-conduit.

Insulation Contact: Non-IC rated housing must be kept 3" from insulation.

Safety Labels: UL/CUL listed for through-branch wiring (8) No.12 AWG 90°C and suitable for damp locations. NYC approved: Calendar #41937.

Emergency Option: Emergency back-up operates one lamp for a minimum of 90 minutes at 750 Lumens in case of power outage. Unit is remotely mounted. It includes battery, charger, and test switch with indicator light. Consult Factory for 1300 Lumen Package.

Label: UL Listed, cETL Listed

FEATURE:



Application: Architectural-grade recessed downlight reflector for high ceilings for commercial and architectural installations. Reflector designed for minimal glare from lamp without sacrificing lumen output. Regressed tempered glass lens allows for special control of light output. Protects lamp while reducing lamp image.

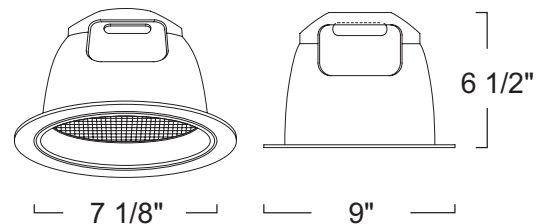
Mounting: Pre-punched key holes allow mounting of socket cap assembly for housing, with vertically adjustable socket cap. Reflector held in place with 6 steel pressure springs mounted on housing frame.

Suitable for Damp and Wet Location Installations.

Warranty: Covered by a 3 Year Warranty to be free of defects in materials and craftsmanship.

Label: UL Listed, cETL Listed

Assembled in USA



ARCHITECTURAL HOUSING

LFH8 CFL (2) 42W Max

WATTAGE	BALLAST	OPTIONS
LFH8213 : (2) 13W	UD :0-10V Dimming (120V/277V)*	Blank :None
LFH8218 : (2) 18W	UE :120V/277V Electronic	-EM :Emergency (Remote)
LFH8226 : (2) 26W	ADV-SM :120V/277V Smart Mate	-EMA :Emergency (Trim)
LFH8232 : (2) 32W	ADV-M7 :120V/277V Mark VII Dimming	-FS :Fuse
LFH8242 : (2) 42W	ADV-M10 :120V Mark X Dimming**	
	LUT-HL :120V/277V Lutron 3-Wire Dimming	
	LUT-TW :120V Tu-wire Dimming	
	UE-347 :347V Electronic	
	E :120V Electronic	

* Not Available for (2) 42W Option.
** Not available for 13W Option.

REFLECTOR W/ LENS

LR862 CFL (2) 42W TTT, (2) 26W DTT

Ordering example: LFH8213UD-EMA/LR862WWF-FR

REFLECTOR / FLANGE FINISH	LENS
LR862CNF :Clear Reflector/Natural Flange	Blank :Prismatic Lens
LR862CWF :Clear Reflector/White Flange	-CL-PC :Clear Polycarbonate Lens
LR862WWF :White Reflector/White Flange	-FR :Frosted

8" Clear Reflector with Prismatic Lens

Lamp: (2)CF26DD/E/841

Total Rated Lamp Lumens : 3600

Total Luminaire Efficiency : 29.8%

CIE Type: Direct

Spacing Ratio: 1.04

Report File# LL1070307P.IES

By: Light Laboratory, Inc.

LM-63-2002

LUMINANCE DATA

8" Horizontal Housing : LFH8226UE

8" Reflector with Lens : LR862C

32W-42W Applications : LR852C

HOUSING		WATT.	LUMEN*	
1-LAMP	2-LAMP		1-LAMP	2-LAMP
LFH8113	LFH8213	13W	900	1800
LFH8118	LFH8218	18W	1200	2400
LFH8126UE	LFH8226UE	26W	1800	3600
LFH8132UE	LFH8232UE	32W	2400	4800
LFH8142UE	LFH8242UE	42W	3200	6400

* Lumens may vary upon lamp types/manufacturers.

PROJECT INFORMATION

TYPE : _____

VOLTAGE : _____

PROJECT : _____

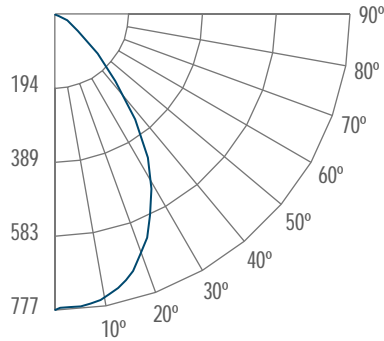
ITEM# : _____

DATE : _____

CANDLE POWER DISTRIBUTION

DEGREES
VERTICAL AVERAGE

0	777
1	772
3	771
5	770
7	766
9	761
11	750
13	738
15	723
17	705
19.5	670
22.5	635
25.5	584
29	523
33	448
37.5	347
42.5	236
47.5	152
55	73
65	36
75	10
85	1
90	0



LUMINANCE

Angle in Degrees	Average 0-Deg	Average 45-Deg	Average 90-Deg
45	9617	9617	9617
55	4461	4461	4461
65	2986	2986	2986
75	1354	1354	1354
85	402	402	402

MULTIPLIERS**

FINISHES		WATTAGES	
Gold	0.90	13W	0.50
White	0.95	18W	0.66
Black	0.70	32W	1.33
Satin Haze	0.80	42W	1.78

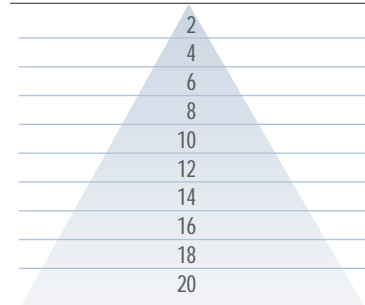
** Based on Clear reflector (26W).

INITIAL FOOTCANDLES

(Beam angle : 90°)

Footcandles at center	Circle Diameter	Footcandles at edge
194.3	4.0	19.4
48.6	8.0	4.9
21.6	12.0	2.2
12.1	16.0	1.2
7.8	20.0	0.8
5.4	24.0	0.5
4.0	28.0	0.4
3.0	32.0	0.3
2.4	36.0	0.2
1.9	40.0	0.2

Mounting Height (Feet)



COEFFICIENTS OF UTILIZATION - ZONAL CAVITY METHOD

Effective Floor Cavity Reflectance 0.20

RC	80				70				50			30			10			0
	70	50	30	10	70	50	30	10	50	30	10	50	30	10	50	30	10	0
0	35	35	35	35	35	35	35	35	33	33	33	32	32	32	30	30	30	30
1	33	32	31	30	32	32	31	30	30	30	29	29	29	28	28	28	27	27
2	31	29	28	26	30	29	27	26	28	26	25	27	26	25	26	25	24	24
3	29	26	25	23	28	26	24	23	25	24	22	24	23	22	24	23	22	21
4	27	24	22	20	26	24	22	20	23	21	20	22	21	20	22	21	20	19
5	25	22	20	18	25	22	20	18	21	19	18	21	19	18	20	19	18	17
6	24	20	18	17	23	20	18	17	20	18	16	19	18	16	19	17	16	16
7	22	19	17	15	22	19	17	15	18	16	15	18	16	15	17	16	15	14
8	21	17	15	14	20	17	15	14	17	15	14	17	15	14	16	15	14	13
9	20	16	14	13	19	16	14	13	16	14	13	15	14	13	15	14	13	12
10	19	15	13	12	18	15	13	12	15	13	12	14	13	12	14	13	12	11

ZONAL LUMEN SUMMARY

ZONE	LUMENS	%LAMP	%FIXT
0 - 30	518.71	14.40	48.30
0 - 40	741.55	20.60	69.10
0 - 60	991.56	27.50	92.40
0 - 90	1073.13	29.80	100.00
90 - 120	0.00	0.00	0.00
90 - 130	0.00	0.00	0.00
90 - 150	0.00	0.00	0.00
90 - 180	0.00	0.00	0.00
0 - 180	1073.13	29.80	100.00