
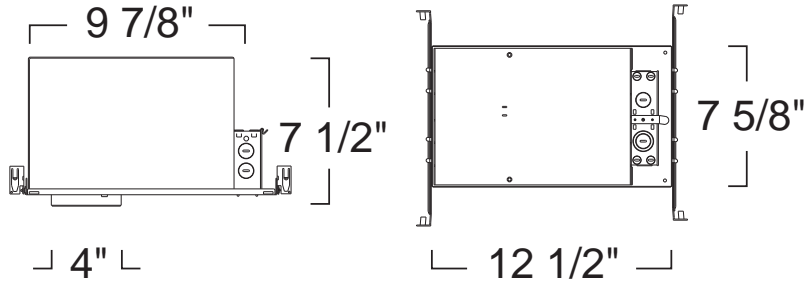


IC Double Wall Housing w/ Adjustable Accent Reflector

LH1499 SERIES - 4" LOW VOLTAGE RECESSED LIGHTING



SPECIFICATION

Ceiling cut-out: 4 1/2"

Application: General purpose recessed downlight housing for low to medium height ceilings for residential and light commercial applications. A variety of trims, compatible styles and finishes are available to achieve the desired décor and illumination.

Housing: Pre-wired housing adjusts up to a 1 1/4" ceiling thickness. Integral thermal protector to guard against improper lamping and installation. Trim is secured with torsion wing springs.

Mounting: Housing suitable for new construction installations only, supplied with (2) 24" adjustable hanger bars with 90 degrees repositioning ability. Hanger bars equipped with nail-less install 3/4" serrated barbed studs and with captive nails, for faster and easier secure mounting in wood joists. Set-screws lock into position and prevent shifting after installation. Earthquake structural cable compatible for drop panel ceiling or any other mounting that requires direct support from structural ceilings.

Transformer: High quality insulated transformer installed adjacent to Junction Box, bottom and top accessible. Thermally protected rated for 90° C. Available in magnetic or "noise-free" electronic.

Socket: 2-pin porcelain socket with aluminum heat sink plate. Lamp clips to trim to ensure proper and consistent positioning.

Junction Box : 16 gauge pre-wired galvanized steel Junction Box, 32 cubic-inch for a maximum of (8) #12 AWG wires. Furnished with (7) 3/4" and (4) Romex knock-outs. Strain clamps to install or remove covers for easy access and ground wire. Equipped with safety standard fitting for flex-conduit.

Insulation Contact: IC rated housing rated for direct contact with low to medium density loosefill blown and rolled insulation. For use with high density loosefill blown insulation, reduce rated lamp wattage accordingly (roughly %15-%20).

Airflow: Airtight option is designed to restrict air flow from room into plenums in compliance to the WSEC - Washington State Energy Code, (Less than 2.0 CFM -Cubic Feet per Minute). Complies to Title24 air flow requirements (Air-tight).

Safety Labels: UL listed. NYC approved: Calendar #41937.

Label: UL Listed, cETL Listed

FEATURE:



Application: Wall Wash trims provide excellent accent lighting and add contrast to any general lighting applications. The advantage of utilizing wall wash trims, is the ability to deliver the desired accent lighting to bring attention to the object and not the light source.

Gasket: Supplied with gasket to prevent light leakage and unsightly heat streaks on ceiling surface.

Lens Inclusion: Clear glass protective safety lens included in packaging.

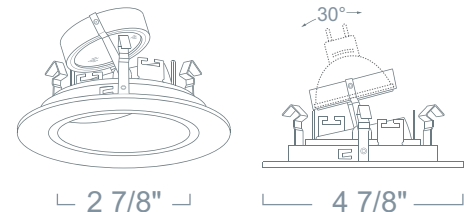
Mounting: Steel pressure springs mounted on trim to ensure positive retention inside housing.

Adjustability Lamp can be tilted 30° degrees vertically and rotated 358° degrees horizontally.

Accessories: Takes (1) 2" Media.

Label: UL Listed, cETL Listed

Limitation: Not for use w/Shallow Housings.



IC DOUBLE WALL HOUSING

LH1499IC 12V Out 50W Max MR16

| RATING | WATTAGE | VOLTAGE |
|--------------------------|---------------------|-----------------------------|
| LH1499ICASC :Airtight IC | -E :50W Electronic | Blank :120V/12V |
| | Blank :50W Magnetic | -27 :277V/12V (Electronic*) |

* Available with 120V/277V Magnetic Option, consult factory

ADJUSTABLE ACCENT REFLECTOR

LR1430 12V 75W Max MR16

| FINISH |
|--------------------------------------|
| LR1430B :Black Reflector/ White Ring |
| LR1430BB :All Black |
| LR1430CO :All Copper |

* Comes standard with a matching ring finish. Use "W" for White Ring.

Ordering example: LH1499ICASC/LR1430B