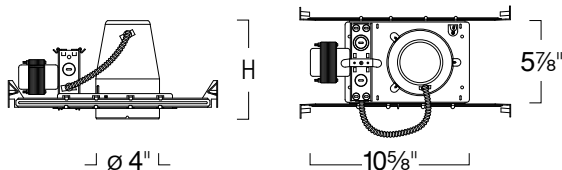



Standard Housing w/ Pinhole w/ Baffle LH1499 SERIES - 4" LOW VOLTAGE RECESSED LIGHTING



Model No.	Housing Height "H"
LH1499A	5-1/2"
LH1499A-75	6-3/8"



SPECIFICATION

Ceiling cut-out: 4 1/2"

Application: General purpose recessed downlight housing for low to medium height ceilings for residential and light commercial applications. A variety of trims, compatible styles and finishes are available to achieve the desired décor and illumination.

Housing: Pre-wired housing adjusts up to a 1 1/4" ceiling thickness. Integral thermal protector to guard against improper lamping and installation. Trim is secured with torsion wing springs.

Mounting: Housing suitable for new construction installations only, supplied with (2) 24" adjustable hanger bars with 90 degrees repositioning ability. Hanger bars equipped with nail-less install 3/4" serrated barbed studs and with captive nails, for faster and easier secure mounting in wood joists. Set-screws lock into position and prevent shifting after installation. Earthquake structural cable compatible for drop panel ceiling or any other mounting that requires direct support from structural ceilings.

Transformer: High quality insulated transformer installed adjacent to Junction Box, bottom and top accessible. Thermally protected rated for 90° C. Available in magnetic or "noise-free" electronic.

Socket: 2-pin porcelain socket with aluminum heat sink plate. Lamp clips to trim to ensure proper and consistent positioning.

Junction Box : 16 gauge pre-wired galvanized steel Junction Box, 32 cubic-inch for a maximum of (8) #12 AWG wires. Furnished with (7) 3/4" and (4) Romex knock-outs. Strain clamps to install or remove covers for easy access and ground wire. Equipped with safety standard fitting for flex-conduit.

Insulation Contact: Non-IC rated housing must be kept 3" from insulation.

Airflow: Airtight option is designed to restrict air flow from room into plenums in compliance to the WSEC - Washington State Energy Code, (Less than 2.0 CFM -Cubic Feet per Minute). Complies to Title24 air flow requirements (Air-tight).

Safety Labels: UL/CUL listed for through-branch wiring (8) No.12 AWG 90°C and suitable for damp locations. NYC approved: Calendar #41937.

Label: UL Listed, cETL Listed

FEATURE:



Application: These narrow aperture beams allow a defined location to be lit without affecting the surrounding surfaces while concealing the lamp image and providing a consistent ceiling appearance. The smaller the aperture the more confined the illumination. **Pinhole** trims provide the type of precise illumination needed for artwork such as paintings and statues. They are also ideal for cozy environments like restaurants and living spaces where glare-free illumination is desired. Aside from accent lighting, they can also be utilized for task lighting applications such as above tables, workspace, cabinetry, and other locations where a directed beam is desired.

Gasket: Supplied with gasket to prevent light leakage and unsightly heat streaks on ceiling surface.

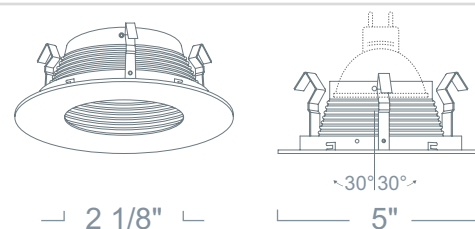
Lens Inclusion: Clear glass protective safety lens included in packaging.

Mounting: Steel pressure springs mounted on trim to ensure positive retention inside housing.

Adjustability Lamp can be tilted 30° degrees vertically.

Accessories: Takes (1) 2" Media.

Label: UL Listed, cETL Listed



STANDARD HOUSING

LH1499 12V Out 75W Max

RATING	WATTAGE	VOLTAGE
LH1499A :Airtight	E :50W Electronic	Blank :120V/12V
	Blank :50W Magnetic	-27 :277V/12V
	-75 :75W	

* Available with 120V/277V Magnetic Option, consult factory.

PINHOLE W/ BAFFLE

LR1443 12V 75W Max MR16

BAFFLE FINISH	RING FINISH
LR1443W :White	Blank :White
LR1443B :Black	B :Black
LR1443N :All Natural*	N :Natural
LR1443CO :All Copper*	CO :Copper
LR1443MO :All Mocha*	MO :Mocha

* Comes standard with a matching ring finish. Use "W" for White Ring.

Ordering example: LH1499A/LR1443W