
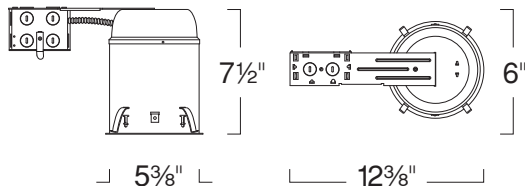


Standard Remodel Housing w/ Adjustable Spot w/ Baffle LH5 SERIES - 5" LINE VOLTAGE RECESSED LIGHTING



SPECIFICATION

Ceiling cut-out: 5 1/2"

Application: General purpose recessed downlight housing for medium to high ceilings for residential and light commercial applications. A variety of trims, compatible styles and finishes are available to achieve the proper décor and illumination.

Housing: Pre-wired housing adjusts up to 1 1/4" ceiling thickness. This housing has torsion remodeling clips for secure installation. Integral thermal protector to guard against improper lamping and installation. Housing provides an adjustable socket plate which allows for use of different lamp types. Trim is secured with torsion wing springs/standard coil springs. Designed to be installed in existing sheet rock ceilings via ceiling cut out (above ceiling access is not required).

Mounting: Housing suitable for existing or new construction installations, supplied with high tension remodeling clips, designed to secure the housing to an existing sheetrock ceiling for fast and easy installation.

Socket: Standard porcelain medium screw base socket with high temperature leads.

Junction Box: 16 gauge pre-wired galvanized steel Junction Box, 32 cubic-inch for a maximum of (8) #12 AWG wires. Furnished with 3/4", 1" and Romex knock-outs. Strain clamps to install or remove covers for easy access and ground wire. Equipped with safety standard fitting for flex-conduit.

Insulation Contact: Non IC rated housing must be kept 3" from insulation. IC rated housing rated for direct contact with low to medium density loosefill blown and rolled insulation. For use with high density loose fill blown insulation, reduce rated lamp wattage accordingly (roughly %15-%20).

Airflow: Airtight option is designed to restrict air flow from room into plenums in compliance to the WSEC - Washington State Energy Code, (Less than 2.0 CFM -Cubic Feet per Minute). Complies to Title24 air flow requirements (Air-tight).

Safety Labels: UL/CUL listed for through-branch wiring (8) No.12 AWG 90°C and suitable for damp locations. NYC approved: Calendar #41937.

Label: UL Listed, cETL Listed

FEATURE:

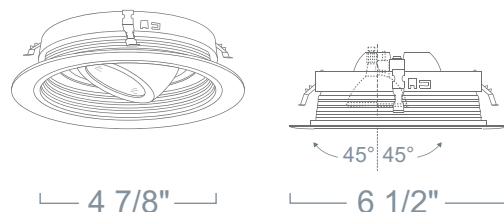


Application: The MR16 adjustable trim combines the aiming capabilities of a small aperture trim while maintaining appearance of the 5" trim. These trims have a large degree of rotation that allows for pinpoint illumination in an accent lighting application. The MR16 lamp has a controlled beam spread that produces the level of light intensity needed to properly highlight an object.

Mounting: Steel pressure springs mounted on trim to ensure positive retention inside housing.

Adjustability Lamp can be tilted 45° degrees vertically and rotated 358° degrees horizontally.

Label: UL Listed, cETL Listed



STANDARD REMODEL HOUSING LH5R 120V R30/PAR30/A19 MED E26

RATING	WATTAGE	VOLTAGE
LH5R1CA:IC-Airtight	Blank :75W	Blank :120V

ADJUSTABLE SPOT W/ BAFFLE LR588 120V 75W Max JDR-MR16

BAFFLE FINISH	RING FINISH
LR588W :White	Blank :White
LR588B :Black	B :Black
LR588N :All Natural*	N :Natural
	CO :Copper

* Comes standard with a matching ring finish. Use "W" for White Ring.

Ordering example: LH5R1CA/LR588W