
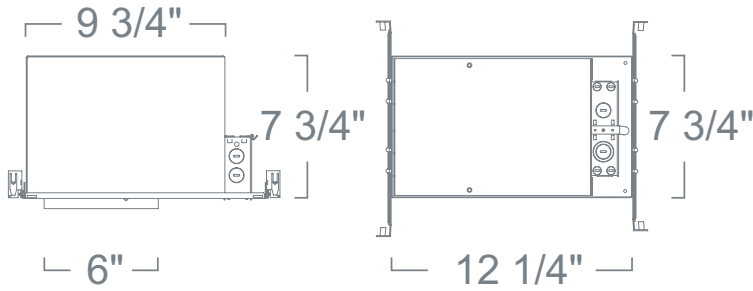


IC Housing w/ Adjustable Slot LH7LV SERIES - 6" LOW VOLTAGE RECESSED LIGHTING



SPECIFICATION

Ceiling cut-out: 6 1/2"

Housing: Pre-wired housing adjusts up to a 1 1/2" ceiling thickness. Integral thermal protector to guard against improper lamping and installation. Trim is secured with torsion wing springs/standard coil springs.

Mounting: Housing suitable for new construction installations only, supplied with (2) 24" adjustable hanger bars with 90 degrees repositioning ability. Hanger bars equipped with nail-less install 3/4" serrated barbed studs and with captive nails, for faster and easier secure mounting in wood joists. Set-screws lock into position and prevent shifting after installation. Earthquake structural cable compatible for drop panel ceiling or any other mounting that requires direct support from structural ceilings.

Transformer: Class H insulated magnetic transformer installed adjacent to Junction Box, bottom and top accessible. Thermally protected rated for 90° C

Socket: 2-pin porcelain socket with aluminum heat sink plate. Lamp clips to trim to ensure proper and consistent positioning.

Junction Box: 16 gauge pre-wired galvanized steel Junction Box, 25 cubic-inch for a maximum of (8) #12 AWG wires. Furnished with (5) 3/4", (1) 1" and (4) Romex knock-outs. Strain clamps to install or remove covers for easy access and ground wire. Equipped with safety standard fitting for flex-conduit.

Insulation Contact: IC rated housing rated for direct contact with low to medium density loosefill blown and rolled insulation. For use with high density loosefill blown insulation, reduce rated lamp wattage accordingly (roughly %15-%20).

Airflow: Airtight option is designed to restrict air flow from room into plenums in compliance to the WSEC - Washington State Energy Code, (Less than 2.0 CFM -Cubic Feet per Minute). Complies to Title24 air flow requirements (Air-tight).

Safety Labels: UL/CUL listed for through-branch wiring (8) No.12 AWG 90°C and suitable for damp locations. NYC approved: Calendar #41937.

Label: cETL Listed

FEATURE:



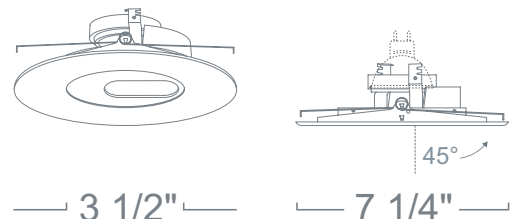
Application: Provides the type of precision illumination needed for artwork such as paintings and statues. All of the wall wash trims will provide the desired accent illumination without interfering with the environment's general lighting.

Mounting: Steel pressure springs mounted on trim to ensure positive retention inside housing.

Adjustability Lamp can be titled 45° degrees vertically and rotated 358° degrees horizontally.

Accessories: Takes (1) 2" Media.

Label: cETL Listed



IC HOUSING
LH7LVIC 12V 50W Max MR16 GU5.3

RATING	WATTAGE	VOLTAGE
LH7LVIC :IC	Blank :50W	Blank :120V/12V
LH7LVICA :IC-Airtight	-27	:277/12V (Electronic*)

ADJUSTABLE SLOT
LR2650 12V 75W Max MR16

RING FINISH
LR2650W :White

Ordering example: LH7LVIC/LR2650W

* Available with 120V/277V Magnetic Option, consult factory.