
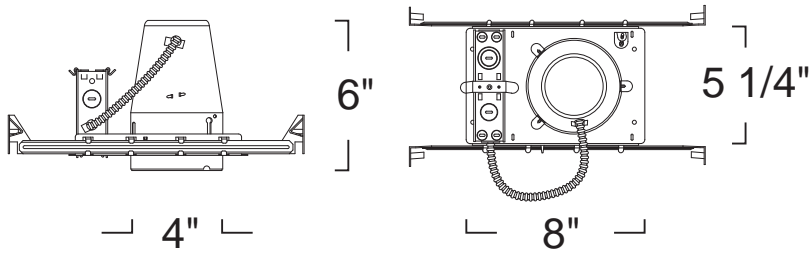


## Standard E26 Housing w/ Pinhole w/ Baffle LH99 SERIES - 4" LINE VOLTAGE RECESSED LIGHTING (PAR20/PAR30)



### SPECIFICATION

Ceiling cut-out: 4 1/2"

**Application:** General purpose recessed downlight housing for low to medium height ceilings for residential and light commercial applications. A variety of trims, compatible styles and finishes are available to achieve the desired décor and illumination.

**Housing:** Pre-wired housing adjusts up to a 1 1/4" ceiling thickness. Integral thermal protector to guard against improper lamping and installation. Housing provides an adjustable socket plate which allows for use of different lamp types. Trim is secured with torsion wing springs.

**Mounting:** Housing suitable for new construction installations only, supplied with (2) 24" adjustable hanger bars with 90 degrees repositioning ability. Hanger bars equipped with nail-less install 3/4" serrated barbed studs and with captive nails, for faster and easier secure mounting in wood joists. Set-screws lock into position and prevent shifting after installation. Earthquake structural cable compatible for drop panel ceiling or any other mounting that requires direct support from structural ceilings.

**Socket:** Standard porcelain medium screw base socket with high temperature leads.

**Junction Box :** 16 gauge pre-wired galvanized steel Junction Box, 32 cubic-inch for a maximum of (8) #12 AWG wires. Furnished with (7) 3/4" and (4) Romex knock-outs. Strain clamps to install or remove covers for easy access and ground wire. Equipped with safety standard fitting for flex-conduit.

**Insulation Contact:** Non-IC rated housing must be kept 3" from insulation.

**Airflow:** Airtight option is designed to restrict air flow from room into plenums in compliance to the WSEC - Washington State Energy Code, (Less than 2.0 CFM -Cubic Feet per Minute). Complies to Title24 air flow requirements (Air-tight).

**Safety Labels:** UL/CUL listed for through-branch wiring (8) No.12 AWG 90°C and suitable for damp locations. NYC approved: Calendar #41937.

**Label:** UL Listed, cETL Listed

### FEATURE:



**Application:** This trim allows a defined location to be lit without affecting the surrounding surfaces while concealing the lamp image and providing a consistent ceiling appearance. The smaller the aperture the more confined the illumination.

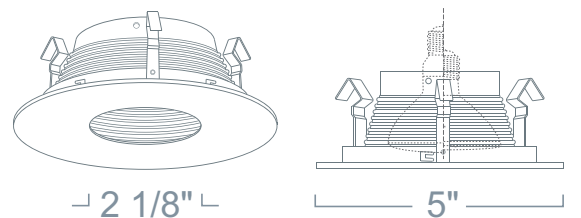
**Pinhole** trims provide the type of precise illumination needed for artwork such as paintings and statues. They are also ideal for cozy environments like restaurants and living spaces where glare-free illumination is desired.

Aside from accent lighting, they can also be utilized for task lighting applications such as above tables, workspace, cabinetry, and other locations where a directed beam is desired.

**Gasket:** Supplied with gasket to prevent light leakage and unsightly heat streaks on ceiling surface.

**Mounting:** Steel pressure springs mounted on trim to ensure positive retention inside housing.

**Label:** UL Listed, cETL Listed



**STANDARD E26 HOUSING**  
**LH99** 120V 75W Max PAR30/PAR20 MED E26, 40W A19

**PINHOLE W/ BAFFLE**  
**LR934** 120V 50W Max R20/PAR20

Ordering example: LH99A/LR934W

**RATING**  
LH99A: Airtight

BAFFLE FINISH	RING FINISH
LR934W : White	Blank : White
LR934B : Black	B : Black
LR934N : All Natural*	N : Natural
LR934CO : All Copper*	CO : Copper
	MO : Mocha

\* Comes standard with a matching ring finish. Use "W" for White Ring.