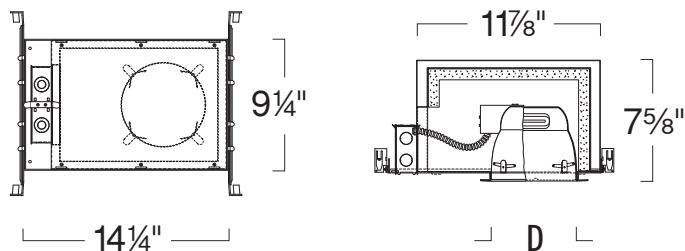


6" Architectural Fire-Rated Housing (2-Lamp) w/ Self-Flanged Lensed Wall Wash LFH6 SERIES - 6" HORIZONTAL CFL RECESSED LIGHTING



SPECIFICATION

Ceiling cut-out: 6 3/4"

Application: Architectural-grade recessed downlight housing for low to medium height ceilings and commercial installations. A variety of trims, compatible styles and finishes are available to achieve the proper décor and illumination.

Fire Rating: Stops the progress of an active fire. Meets the fire-stop capabilities of a typical 5/8" gypsum board (drywall) barrier. Eliminates the requirement to specify more expensive fire-rated materials or the use of manually constructed drywall enclosures.

Patented dual-layer housing is constructed of 20-gauge aluminum designed to maintain the continuity of fire-rated ceiling assemblies, subject to L500.

UL Certifications and Approvals for One-Hour Fire Rating: UL263, CAN/ULC S101-07, ASTM E119-00A, UBC7-1, NFPA 251 an ASI A2.1 under U.S. Patent

Housing Frame: 16 gauge galvanized plaster ring with powder coat finish, six friction clips secure trim to housing for ceilings up to 1 3/4" thick. Triple slot bat-wing hanger brackets accommodate multiple bar hanger systems.

Mounting: Housing suitable for new construction installations only, Bat-Wing bar hanger brackets adjust vertically 3 1/4" for multiple ceiling types and accepts 1/2" EMT, 26" C-Channel Strut (C260) for T-bar ceilings and 27" linear hanger bars (L270) for wood joists. Heavy duty 16-gauge, die-formed galvanized steel. 1 1/4" maximum ceiling thickness.

Ballast: Electronic Class P 60Hz Ballast with Inherent thermal protection. For Double Twin Tube (DTT) or Triple Twin Tube Lamps (TTT). Sound A rated. Micro-Processor controlled. Min. starting temperature -10°C. Accessible from above or below the ceiling. Contact factory for detailed technical information on ballast specifications. Note: For dimming applications must use compatible dimmer switch. Consult specific ballast manufacturer for up-to-date compatibility list.

Socket Cap: Heavy-Duty steel socket enclosure with built-in ventilations. Die-cast aluminum fittings. Accepts compatible reflector trims.

Socket: Thermo-plastic socket UL Listed rated for high temperature and provides nickel plated contacts. Accepts 4-Pin lamps with electronic ballast.

Junction Box: 16 gauge pre-wired galvanized steel double Junction Box, 64 cubic-inch for a maximum of (8) #12 AWG wires. Furnished with (10) 3/4", (2) 1" and (8) Romex knock-outs. Strain clamps to install or remove covers for easy access and ground wire. Equipped with safety standard die-cast aluminum fitting for flex-conduit.

Insulation Contact: IC rated housing rated for direct contact with low to medium density loosefill blown and rolled insulation.

FEATURE:



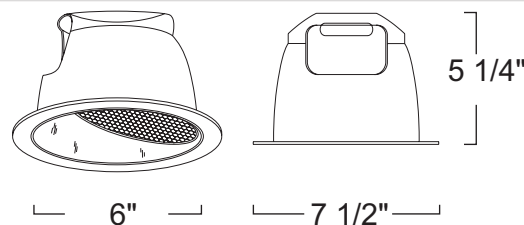
Application: Architectural-grade recessed downlight reflector for low to medium height ceilings for commercial and architectural installations. A variety of trims, compatible styles and finishes are available to achieve the proper décor and illumination. Reflector designed for minimal glare from lamp without sacrificing lumen output. Provides wall wash illumination along the vertical surface for lighting signage or to emphasize wall textures. Proper illumination of walls enhances the mood in a room and gives a more spacious feel.

Construction: One piece self-flanged design enables a clean trim finish, without the need for a secondary trim ring. Heavy-gauge aluminum reflector prevents ugly dents during shipping and installation. Iridescent-free reflective coating minimizes unsightly rainbow effect.

Mounting: Pre-punched key holes allow mounting of socket cap assembly for housing, with vertically adjustable socket cap. Reflector held in place with 6 steel pressure springs mounted on housing frame.

Warranty: Covered by a 3 Year Warranty to be free of defects in materials and craftsmanship.

Label: UL Listed, cETL Listed



6" ARCHITECTURAL FIRE-RATED HOUSING

LFHFRFL6 (2) 18W Max CFL

WATTAGE	BALLAST	OPTIONS
LHFRFL6213:(2) 13W	ADV-M10 :120V Mark X Dimming*	Blank :None
LHFRFL6218:(2) 18W	ADV-M7 :120V/277V Mark VII Dimming	-EM :Emergency (Remote)
	ADV-SM :120V/277V Smart Mate	-EMA :Emergency (Trim)
	LUT-HL :120V/277V Lutron 3-Wire Dimming	-FS :Fuse
	LUT-TW :120V Tu-wire Dimming	
	UD :0-10V Dimming (120V/277V)	
	UE :120V/277V Electronic	
	UE-347 :347V Electronic	

* Not available for 13W option.

SELF-FLANGED LENSED WALL WASH

LR669 CFL (2) 26W TTT, (1) 26W DTT

Ordering example: LHFRFL6213UE-347/LR669CNF

REFLECTOR/ FLANGE FINISH
LR669CNF :Clear Reflector/ Natural Flange
LR669CNF :Clear Finish/ White Flange
LR669WWF :White Reflector/ White Flange

6" Wall Wash with Prismatic Lens

Lamp: (2)CFL26DD/E/830

Total Rated Lamp Lumens : 3650

Total Luminaire Efficiency : 42.3%

CIE Type: Direct

Spacing Ratio: 1.32

Report File# LLI090309G.IES

By: Light Laboratory, Inc.

LM-63-2002

LUMINANCE DATA

6" Horizontal Housing : LWH6226UE

6" Wall Wash with Lens : LR669C

32W Applications : LR659C

HOUSING		WATT.	LUMEN*	
1-LAMP	2-LAMP		1-LAMP	2-LAMP
LWH6113	LWH6213	13W	900	1800
LWH6118	LWH6218	18W	1200	2400
LWH6126UE	LWH6226UE	26W	1800	3600
LWH6132UE		32W	2400	

* Lumens may vary upon lamp types/manufacturers.

PROJECT INFORMATION










TYPE :

VOLTAGE :

PROJECT :

ITEM# :

DATE :

FIXTURE SPACING [Center Displacement]		2' DISTANCE FROM WALL			3' DISTANCE FROM WALL			4' DISTANCE FROM WALL		
										
DISTANCE FROM CEILING	1'	14 12 14	11 7 11	8 4 8	3 3 3	2 2 2	2 1 2	1 1 1	1 1 1	1 1 1
	2'	35 34 35	25 22 25	20 13 20	10 10 10	8 6 8	7 4 7	3 3 3	3 2 3	3 2 3
	3'	33 35 33	24 23 24	18 14 18	15 15 15	11 11 11	10 8 10	7 7 7	6 5 6	5 4 5
	4'	26 26 26	17 18 17	13 13 13	16 16 16	12 12 12	10 9 10	9 9 9	7 7 7	6 5 6
	5'	19 19 19	13 13 13	10 10 10	14 14 14	11 11 11	9 9 9	9 9 9	8 7 8	7 5 7
	6'	14 13 14	10 10 10	7 8 7	12 12 12	9 9 9	7 7 7	9 9 9	7 7 7	6 6 6
	7'	10 10 10	7 7 7	6 6 6	9 9 9	7 7 7	6 6 6	8 8 8	6 6 6	5 5 5
	8'	7 7 7	6 6 6	4 4 4	7 8 7	6 6 6	5 5 5	7 7 7	5 5 5	4 5 4
	9'	6 6 6	4 4 4	3 4 3	6 6 6	5 5 5	4 4 4	6 6 6	5 5 5	4 4 4
	10'	4 4 4	3 4 3	3 3 3	5 5 5	4 4 4	3 3 3	5 5 5	4 4 4	3 3 3
	11'	3 3 3	3 3 3	2 2 2	4 4 4	3 3 3	3 3 3	4 4 4	3 3 3	3 3 3