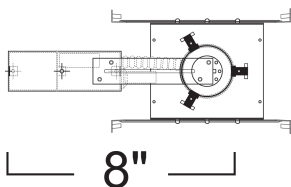
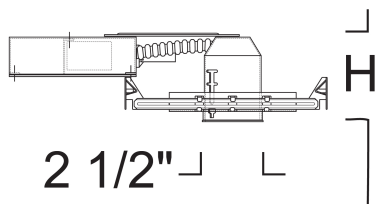


Remote Housing - No Transformer w/ Regressed Frosted Lens

LH1299 SERIES - 2" LOW VOLTAGE RECESSED LIGHTING



H: 3 1/2" (37W), 4 1/2" (50W)



SPECIFICATION

Ceiling cut-out: 2 3/4"

Application: General purpose recessed downlight housing for low to medium height ceilings for residential and light commercial applications. A variety of trims, compatible styles and finishes are available to achieve the desired décor and illumination.

Housing: Pre-wired .05" baked enamel 1-piece drawn steel housing adjusts up to 1-1/4" ceiling thickness. Trim is secured with torsion wing springs.

Mounting: Housing suitable for existing or new construction installations, supplied with high tension remodeling clips, designed to secure the housing to an existing sheetrock ceiling for fast and easy installation.

Remote Transformer: For use with thermally protected electronic low voltage transformer (not supplied) to be mounted in remote location away from fixture.

Socket: 2-pin porcelain socket with aluminum heat sink plate. Lamp clips to trim to ensure proper and consistent positioning.

Junction Box: 16 gauge pre-wired aluminum Junction Box, suitable for through branch wiring for a maximum of (4) #12 AWG wires. Furnished with (2) 3/4" knock-outs. Screw-in or out covers for easy access and ground wire. Equipped with safety standard fitting for flex-conduit.

Insulation Contact: Non-IC rated housing must be kept 3" from insulation.

Safety Labels: ETL/CETL listed. Suitable for damp locations. NYC approved: Calendar #41937.

Label: cETL Listed

FEATURE:



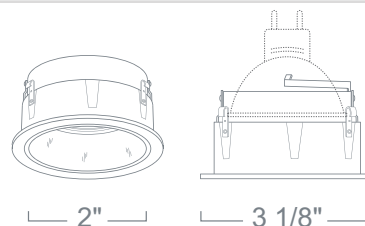
Application: Perfect solution for low-profile design in hard-to-light spaces. The frosted lens provides smooth downlight illumination in bathrooms and showers.

Gasket: Supplied with gasket to prevent light leakage and unsightly heat streaks on ceiling surface.

Mounting: Steel pressure springs mounted on trim to ensure positive retention inside housing.

Accessories: Takes up to (2) Media.

Label: cETL Listed



REMOTE HOUSING - NO TRANSFORMER

LHR1299 12V Out 37W Max MR11/MR16

WATTAGE

LHR1299 :37W
LHR1299-50 :50W

REGRESSED FROSTED LENS

LR1222 12V 50W Max MR16

FINISH	RATING
LR1222W :All White	Blank :Damp Location
LR1222B :All Black	-WL :Wet Location
LR1222C :Clear Reflector w/White Ring	
LR1222N :All Natural Metal	
LR1222CO :All Copper	
LR1222MO :All Mocha	
LR1222SN :Satin Reflector/Natural Ring	

Ordering example: LHR1299/LR1222N-WL