
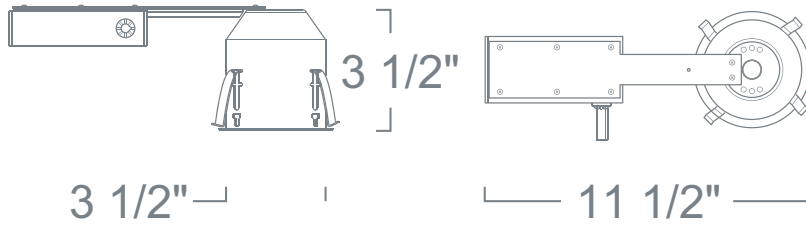


## Shallow Remodel Housing w/ Reflector w/ Frosted Lens (MR16)

### LH1399 SERIES - 3" LOW VOLTAGE RECESSED LIGHTING



#### SPECIFICATION

Ceiling cut-out: 3 3/4"

**Application:** General purpose recessed downlight housing for low to medium height ceilings for residential and light commercial applications. A variety of trims, compatible styles and finishes are available to achieve the desired décor and illumination.

**Housing:** Pre-wired housing adjusts up to 1 1/4" ceiling thickness. This housing has torsion remodeling clips for secure installation. Integral thermal protector to guard against improper lamping and installation. Housing provides an adjustable socket plate which allows for use of different lamp types. Trim is secured with torsion wing springs/standard coil springs. Designed to be installed in existing sheet rock ceilings via ceiling cut out (above ceiling access is not required).

**Mounting:** Housing suitable for existing or new construction installations, supplied with high tension remodeling clips, designed to secure the housing to an existing sheetrock ceiling for fast and easy installation.

**Transformer:** Class 2 Noise-Free Electronic transformer installed adjacent to Junction Box, bottom and top accessible. Dimmable with dimmers designed for Electronic Low Voltage Loads. Thermally protected rated for 90° C.

**Socket:** 2-pin porcelain socket with aluminum heat sink plate. Lamp clips to trim to ensure proper and consistent positioning.

**Junction Box:** 16 gauge pre-wired aluminum Junction Box, suitable for through branch wiring for a maximum of (4) #12 AWG wires. Furnished with (2) 3/4" knock-outs. Screw-in or out covers for easy access and ground wire. Equipped with safety standard fitting for flex-conduit.

**Insulation Contact:** Non-IC rated housing must be kept 3" from insulation.

**Safety Labels:** ETL/CETL listed for through-branch wiring (8) No.12 AWG 90°C and suitable for damp locations. NYC approved: Calendar #41937.

**Label:** cETL Listed

#### FEATURE:



**Application:** These attractive glass trims give class and a touch of elegance to a space that requires optimum performance. Fully lensed trims adhere to extremely damp locations, such as saunas and shower stalls. Utilizing a frosted lens can soften the light output.

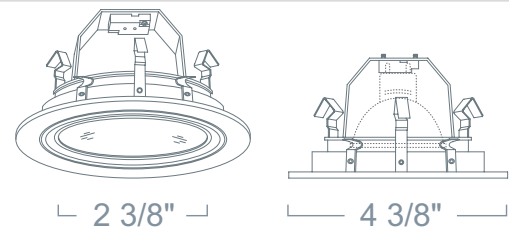
**Socket:** 2 pin porcelain socket included with trim. Some wiring required.

**Gasket:** Supplied with gasket to prevent light leakage and unsightly heat streaks on ceiling surface.

**Lens Inclusion:** Clear glass protective safety lens included in packaging.

**Mounting:** Steel pressure springs mounted on trim to ensure positive retention inside housing.

**Label:** UL Listed, cETL Listed



#### SHALLOW REMODEL HOUSING

##### LSH1399RE 12V Out 37W Max MR16

RATING	VOLTAGE
LSH1399RE :Electronic	Blank :120V
	-27 :277V

#### REFLECTOR W/ FROSTED LENS (MR16)

##### LR1342 12V 50W Max MR16

RING FINISH	RATING
LR1342W :White	Blank :Damp Location
LR1342B :Black	-WL :Wet Location
LR1342N :Natural	

Ordering example: LSH1399RE/LR1342N-WL