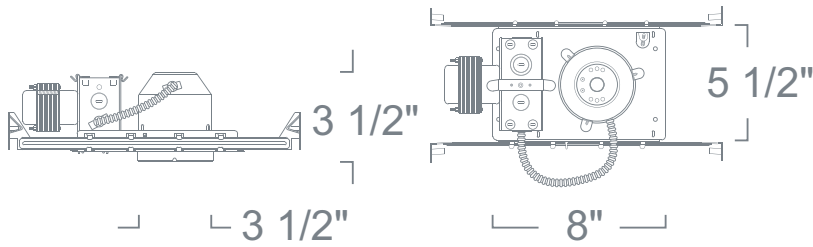


Shallow Housing w/ Reflector w/ Frosted Lens (T Lamp)

LH1399 SERIES - 3" LOW VOLTAGE RECESSED LIGHTING



SPECIFICATION

Ceiling cut-out: 3 7/8"

Application: General purpose recessed downlight housing for low to medium height ceilings for residential and light commercial applications. A variety of trims, compatible styles and finishes are available to achieve the desired décor and illumination.

Housing: Pre-wired housing adjusts up to a 1 1/4" ceiling thickness. Integral thermal protector to guard against improper lamping and installation. Housing provides an adjustable socket plate which allows for use of different lamp types. Trim is secured with torsion wing springs.

Mounting: Housing suitable for new construction installations only, supplied with (2) 24" adjustable hanger bars with 90 degrees repositioning ability. Hanger bars equipped with nail-less install 3/4" serrated barbed studs and with captive nails, for faster and easier secure mounting in wood joists. Set-screws lock into position and prevent shifting after installation. Earthquake structural cable compatible for drop panel ceiling or any other mounting that requires direct support from structural ceilings.

Transformer: High quality insulated transformer installed adjacent to Junction Box. Thermally protected rated for 90° C. Available in magnetic or "noise-free" electronic. Magnetic transformer not accessible from below ceiling.

Socket: 2-pin porcelain socket with aluminum heat sink plate. Lamp clips to trim to ensure proper and consistent positioning.

Junction Box: 16 gauge pre-wired galvanized steel Junction Box, 25 cubic-inch for a maximum of (8) #12 AWG wires. Furnished with (3) 3/4", (1) 1" and (4) Romex knock-outs. Strain clamps to install or remove covers for easy access and ground wire. Equipped with safety standard fitting for flex-conduit.

Insulation Contact: Non-IC rated housing must be kept 3" from insulation.

Safety Labels: ETL/CETL listed for through-branch wiring (8) No.12 AWG 90°C and suitable for damp locations. NYC approved: Calendar #41937.

Label: cETL Listed

FEATURE:



Application: These attractive glass trims give class and a touch of elegance to a space that requires optimum performance. Fully lensed trims adhere to extremely damp locations, such as saunas and shower stalls. Utilizing a frosted lens can soften the light output.

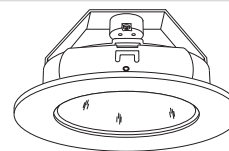
Socket: 2 pin porcelain socket included with trim. Some wiring required.

Gasket: Supplied with gasket to prevent light leakage and unsightly heat streaks on ceiling surface.

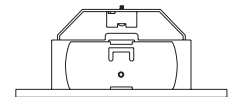
Lens Inclusion: Clear glass protective safety lens included in packaging.

Mounting: Steel pressure springs mounted on trim to ensure positive retention inside housing.

Label: UL Listed, cETL Listed



2 5/8"



4 3/8"

SHALLOW HOUSING

LSH1399 12V Out 37W Max MR16

RATING	WATTAGE	VOLTAGE
LSH1399 :Non-IC Magnetic	Blank :37W	Blank :120V
LSH1399E :Non-IC Electronic	-27	:277V

REFLECTOR W/ FROSTED LENS (T LAMP)

LR1317 12V 50W Max T4/T3

FINISH	RATING
LR1317W :White	Blank :Damp Location
LR1317CO :Copper	-WL :Wet Location

Ordering example: LSH1399/LR1317W-WL