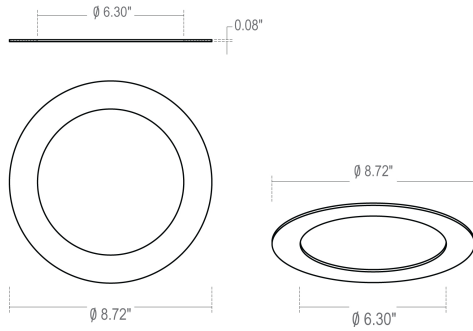














OVP7W - 7" GOOF RING/TRIM ACCESSORIES



SPECIFICATION

Application: White goof ring/trim works with 6 inch Recessed Trims/Reflectors or LED Downlights. Made from ABS Plastic, these rings are custom made and specifically designed to cover gaps or cracks in ceilings caused by an 8 inch Recessed Can.

COMPATIBILITY

<p>LRALD6031 6" ARCHITECTURAL LED GLASS DECO FULL (4000 LUMEN)</p>	<p>LRCLD602 6" ARCHITECTURAL SHALLOW LED RETROFIT (1200/1900)</p>	<p>LRALD6031 6" ARCHITECTURAL LED GLASS DECO FULL (2000/3000 LUMEN)</p>
<p> LRALD6 6" ARCHITECTURAL LED RETROFIT (2000 LUMEN LED)</p>	<p> LRCLD678 6" ARCHITECTURAL SHALLOW LED RETROFIT (650)</p>	<p> LRALD6 6" ARCHITECTURAL WARM DIMMING LED (1800LM)</p>
<p> LRALD6021 6" ARCHITECTURAL LED GLASS DECO OPEN (1200/1600)</p>	<p> LRCLD6 6" SHALLOW LED TRIM (1200/1900 LUMEN)</p>	<p> LRALD6 6" ARCHITECTURAL LED TRIM (4000LM)</p>
<p> LRALD6021 6" ARCHITECTURAL LED GLASS DECO OPEN (4000 LUMEN)</p>	<p>LRALD6031 6" ARCHITECTURAL LED GLASS DECO FULL (1200/1600 LUMEN)</p>	<p> CH6R-FRM 6" REMODEL FRAME FOR CRTR6L</p>
<p> LREBLD5602 5" & 6" GU24 LED REFLECTOR (1,100LM)</p>	<p> LREBLD5678 5" & 6" GU24 LED ADJUSTABLE GIMBAL</p>	<p> LRALD6 6" ARCHITECTURAL LED TRIM (1200LM/1600LM)</p>
<p> LRALD6021 6" ARCHITECTURAL LED GLASS DECO OPEN (2000/3000)</p>	<p>LRCELD602 6" ARCHITECTURAL SHALLOW LED RETROFIT (1000)</p>	

Note: Wattage limitations on compatible items must be met.

Benefit:

- Trim rings cover gaps from miscut and over-sized holes
- Solid ABS Plastic Tapered Ring. Field paintable
- Covers unsightly, torn drywall caused by the removal of existing trim

ID#: 3400