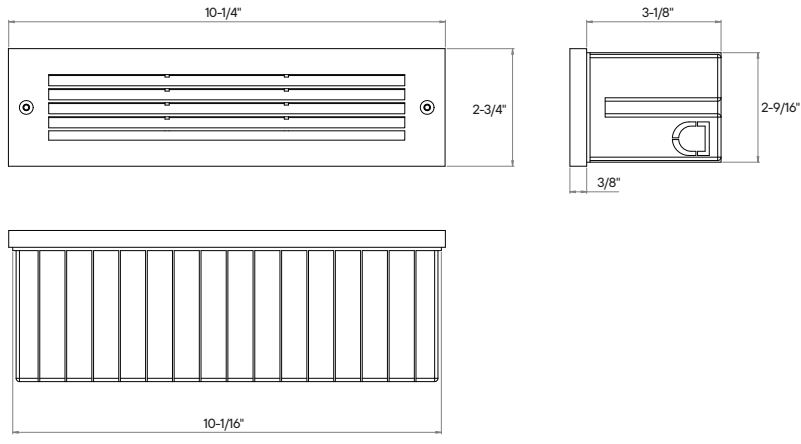


SL932 : 10" DARKLIGHT RECESSED LOUVERED FACE STEP LIGHT 300LM (10W)



- U.S. Assembled
- 120V
- 277V
- Intertek
- Outdoor
- ADA Compliant
- Damp Location
- Wet
- Ambient Light
- Pathway Lighting
- IP66
- Marine Grade
- Emergency Backup
- Turtle Safe
- IK08

- Multiple Color Temperatures
- Amber Turtle Safe
- IP65 Rated
- IK08 Rated
- Die-Cast Face Plate
- Several Finish Options
- Optional Marine Grade Non-Bacterial Coating
- Achieve up to 8' Fixture Spacing at 3' Mounting Height while maintaining a min. of 2 fc at egress

ORDERING : SL932W-DIN-T27

Fixture	Finish	Control	Color Temperature	Emergency Options	Options	
10" Recessed Louvered Face Step Light 300lm (10W)	SL932	Black B White W² Bronze BZ² Silver S²	0-10V Dimming (120V/277V) Blank TRIAC/ELV Dimming (120V) -DIN UniDim™ 0-10V, TRIAC/ELV Dimming (120V/277V) UE-DUN 1%, 0-10V Dimming (120V/277V) UE-D10P1	Blank -DIN UE-DUN UE-D10P1	3000K (80 CRI) -T27 3000K (80 CRI) -T30 3500K (80 CRI) -T35 4000K (80 CRI) -T40 5000K (80 CRI) -T50 Amber - Limited Wavelength (590nm) -TAM-LVR¹	None Blank Remote Emergency Inverter (25W) -EMAC³ Options None Blank Marine Grade Finish -MGD

¹ Special Order. Minimum order, extended lead time may apply. Consult factory.
² Special Order Finish. Minimum order quantity (MOQ) applies. Orders less than MOQ are subject to a special paint set-up fee for the quantity ordered. Extended lead times may apply. Consult Factory.
³ Check Wiring Diagram for Remote Emergency Backup.

2025.11.03

SPECIFICATION

Application

A sleek, low-glare step light built for performance in demanding environments. The SL9 features die-cast construction, IP66 protection, and multiple color temperature options - including Turtle-Safe Amber. With smart control compatibility and optional marine-grade finishes, it delivers reliable, architectural-grade lighting indoors or out.


Housing

Two piece die-cast faceplate and housing with silicone gasket. External plastic wiring compartment with five (5) standard 1/2" knockouts.

Faceplate

Rectangular one piece die-cast aluminum faceplate with a powder coat finish and polycarbonate opal lens. Faceplate is installed to the die-cast housing by four (4) stainless steel screws. The separate plastic wiring compartment is secured with 2 tamper resistant stainless steel screws with the faceplate.

Finish



Available in Black, White, Silver and Bronze.
Consult factory for Custom Color. (More Information)

Certifications and Listings




ETL / cETL Listed to UL1598 and UL8750 standards.

Suitable wet locations. (IP66)

ADA compliant and suitable for installation within 4ft of the ground.

LED



Color Temperature: Available in 2700K, 3000K, 3500K, 4000K, and 5000K. 80 CRI standard.
590nm Amber.

Lumen Maintenance

Lumen Maintenance: Lumen Maintenance is minimum 50,000 hours L70 life based on ANSI TM-21 calculations from LM80 standardized test results.

SPECIFICATION (Continued)

Warranty

Covered by a 5-Year Warranty to be free of defects in materials and craftsmanship. Fixture should not be installed in applications with ambient temperature above 50°C/122°F. Doing so will result in reduced lamp life and voided warranty.

Control Options

ELV and TRIAC Driver 120V (-DIN):

Compatible with electronic low voltage, and 2-Wire incandescent dimmers. Also known as leading edge, Reverse Phase, Forward Phase dimming. Allows smooth dimming down to 5% depending upon the dimmer's limitations.

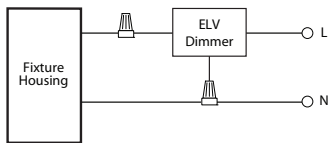
0-10V Driver 120V/277V (UE-D10):

Compatible with most existing 0-10V systems. Also known as fluorescent or 5-Wire dimming. Allows smooth dimming down to 5% depending upon the dimmer's limitations. Compatible with daylight harvesting controls.

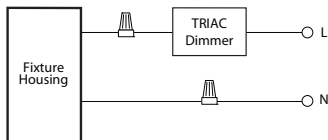
UniDim™ Driver 120V/277V (UE-DUN):

All in one ELV and TRIAC phase dimming (120V only), and 0-10V dimming (120V/277V). Works with most 3-Wire ELV, 2-Wire incandescent and 120V/277V 5-Wire 0-10V fluorescent dimmers.

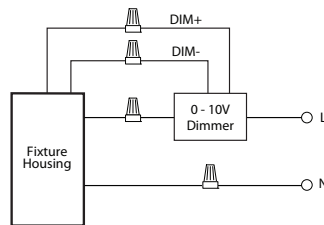
Incandescent/Phase Wiring
ELV



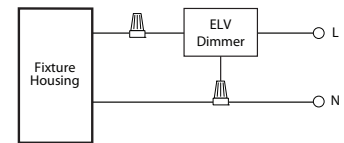
TRIAC



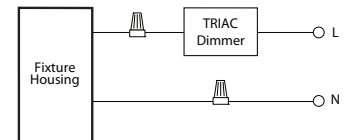
0 - 10V Wiring



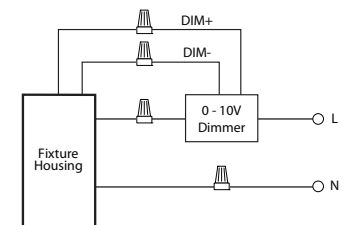
Incandescent/Phase Wiring
ELV



TRIAC



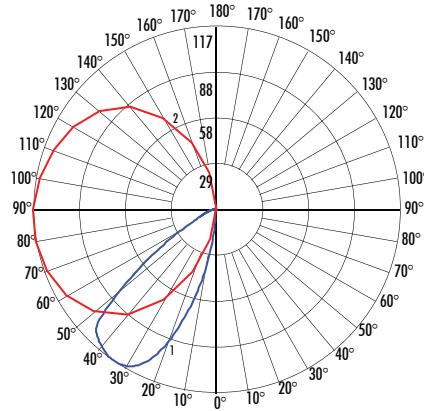
0 - 10V Wiring



PHOTOMETRY

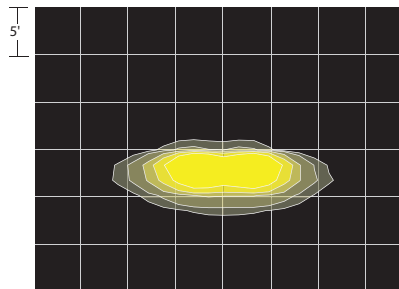
SL932B-T30 (300lm, 10W, 3000K, CRI 80)

System Power: 9.91W
 Test Date: 04/11/2025
 Beam Angle 50%: 95.8
 Field Angle 10%: 148.8
 Color Temperature: 2973K
 CRI: 83.8
 Lumens Delivered: 117
 Power Factor: 0.99



Maximum Candela = 116.74 Located At Horizontal Angle = 190, Vertical Angle = 33
 # 1 - Vertical Plane Through Horizontal Angles (190 - 10) (Through Max. Cd.)
 # 2 - Horizontal Cone Through Vertical Angle (33) (Through Max. Cd.)

2 fc 1 fc .5 fc .2 fc .1 fc



FOOTCANDLES ON GROUND
 2 Fixture Overlap, 8 Ft. Spacing
 3 Ft. Light Source Mtg. Ht., 115.84 lm

2025.05.21

BUG RATING	B0-U1-G0	
FRONT	Lumens	Lumens %
Low (0-30°)	0.4	0.4%
Medium (30°-60°)	0.5	0.4%
High (60°-80°)	0.1	0.1%
Very High (80°-90°)	<0.05	0.0%
BACK	Lumens	Lumens %
Low (0-30°)	22.9	19.8%
Medium (30°-60°)	76.9	66.3%
High (60°-80°)	14.5	12.5%
Very High (80°-90°)	0.4	0.3%
UPLIGHT	Lumens	Lumens %
Low (90°-100°)	<0.05	0.0%
High (100°-180°)	0.2	0.1%

