

APPLICATION

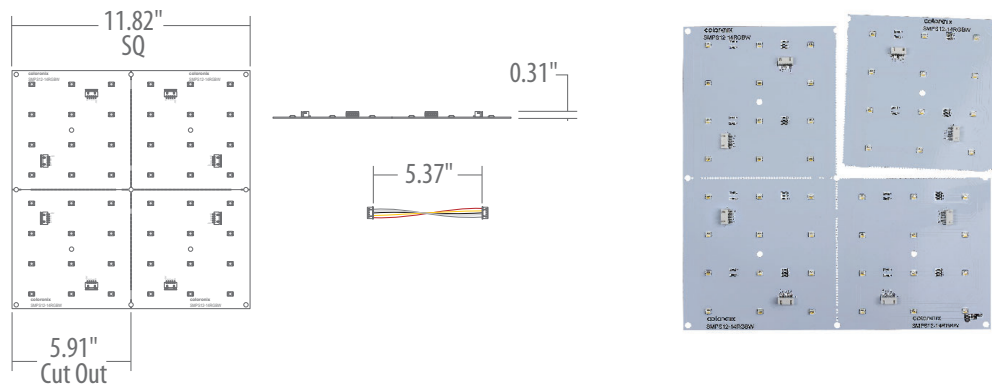
Use for modular design for OEM and custom project based designs. For Accent, Large Scale Signage, Architectural Surfaces, Indirect and Direct Lighting for cabinets and displays. Perfect for applications desiring a dynamic color changing affect. Recommended for retail, modern residential, hospitality and night life installations. Install by surface mount to any surface using screws or supplied doubled sided 3M Brand Tape. RGBW design allows fine-tuned pastel

colors, saturated hues without sacrificing illumination brightness. DMX control option allows the use of DMX512 Control Systems to individually control and change colors, set looks, and add lighting effects which can affect moods, feelings and atmosphere.

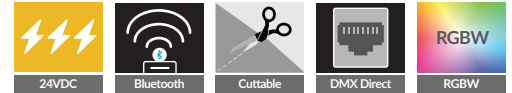
- 14W 700 Max. Lumen
- DMX direct via data enabler
- Proprietary quick connectors included
- LED Die Colors: RGBW
- Static Colors Available

- Using InternaMix™ proprietary technology, colors are efficiently blended together through an internal mixing chamber. The one-color output reduces unsightly views of isolated rainbow like striations and rainbows.
- Smooth and flicker-free dimming of all colors down to 1% using patented color mixing and dimming technologies developed at Philips Color Kinetics®
- 5-Year Warranty

DIMENSIONS



ORDERING – Example: SMLN1-3RGBW




HOUSING

SMPS12-RGBW :12" Square RGBW Modular Panel

ACCESSORIES


96W 120V/277V Power Supply with Junction Box **LD533V024-1277-96-JB**

- 120V-277V Input
- Electrical Junction Box Included
- Each power supply energizes up to 6 lights.




24" 5 Wire SM Power Feed **SWR5SM-24**

- 5-Wire Connector to Bare-End




4 Channel 200W DMX Data Enabler **SDE24V24RGBW-400**

- 12V or 24 DC Input
- cETLus listed
- DmX-512 (1990) & Pre-Programmed Control




4" 5 Wire SM Jumper **SWR5SM-4**

- Jumpers required between each of the four components of the panel (even when assembled as one piece.)



60" 5 Wire SM Power Feed **SWR5SM-60**

- 5-Wire connector to Bare-End



SPECIFICATIONS

OUTPUT

Beam Angle: 120°

Lumens: 700 Max. Lumen

Efficacy (lm/W): 50lm/W

LED Channels: Red/Green/Blue/White

ELECTRICAL

Input Voltage: 24V DC Low Voltage power

Power Consumption: 0.1W - 14W

CONTROL

Interface: DMX direct via data enabler

Control System: DirectDMX Color Control. Color controlled with USITT DMX512A Standard Protocol to work with Coloronix or 3rd Party DMX Systems such as the Color Kinetics® iPlayer 3.

LED Die Colors: Red (620-635nm), Green (520-535nm), Blue (450-465nm) and (Neutral White (4000k) optional)

Static Color Available: All Standard Colors, Consult Factory.

Dimming: Smooth and flicker-free dimming of all colors down to 1% using Patented Color Mixing and Dimming technologies developed at Philips Color Kinetics®

Wireless Bluetooth Control: Bluetooth control via wireless. Call up standard colors or shows. One Bluetooth enabler per zone. (Not recommended for large scale installations or where programming requires intensive dynamic color syncing across fixtures.)

Color Mixing: Using InternaMix™ proprietary technology, colors are efficiently blended together through an internal mixing chamber. The one-color output reduces unsightly views of isolated Red, Green and Blue Diodes for a seamless rainbow-free appearance.

LUMEN MAINTENANCE

L70 Life: 25,000 Hours.

PHYSICAL

Dimensions (Height x Width x Length): 11.82" x 0.31" x 11.85 "

Material: Durable aluminum panel, constructed in (4) sections for maximum flexibility

Weight: 1 lb.

Connections: Proprietary 4-Pin Quick Connectors. Connectors needed for RGBW version.

Mounting: May be mounted using double stick tape or screws.

Temperature Range: 0°-104°F

CERTIFICATION

Complies to UL1598 and ANSI/UL 8750.

WARRANTY

5-Year Warranty