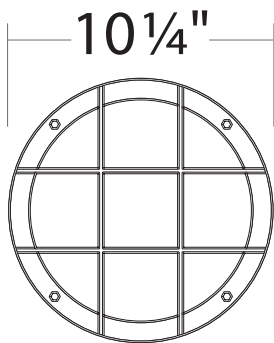
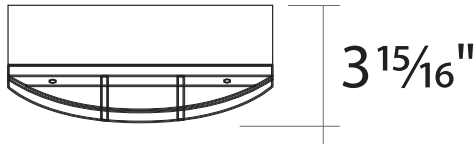


WS734C : 10" ROUND CROSS BAR

CEILING LUMINAIRE - OUTDOOR SURFACE MOUNT
600LM-1500LM (10W/20W)



- Cold Weather Operation (-40°F)
- Glare-Free Soft Diffused Illumination
- Impact Resistant Diffusing Lens
- Tamper Proof Hardware
- 80+CRI Light Quality
- ADA Compliant
- IP65 Rated

ORDERING : WS734CB-L06-T30

WS734C

Fixture Finish Lumens Options Color Temperature

| Finish | | Lumens | | Options | | Color Temperature | |
|--------|-----------------------|------------|-------------|-------------------------|---------------|-------------------|--------------------------|
| Black | B | 10W/600lm | -L06 | 120V | Blank | 3000K | -T30 |
| White | W¹ | 20W/1500lm | -L15 | 120V/277V | UE | 4000K | -T40 |
| Silver | S¹ | | | 120V/277V | UE-D10 | 5000K | -T50¹ |
| Bronze | BZ¹ | | | 0-10 Dimming | | Color Changing | -RGBW² |
| | | | | Remote Emergency Backup | UE-EM | | |

¹ Extended Lead Time.
² Consult Factory.

WS734C : 10" ROUND CROSS BAR

CEILING LUMINAIRE - OUTDOOR SURFACE MOUNT

600LM-1500LM (10W/20W)

SPECIFICATION

Application

Ceiling Mount Surface Luminaire are ideal for indoor or outdoor applications in residential, commercial, or architectural installations that require the fixture to integrate into the design of the structure. The ceiling mount surface can be used to direct and guide as well as supply lighting for security.

Housing

Constructed from one piece of high grade die cast aluminum with a powder coat finish. Includes an integral wiring compartment and silicone gasket. One (1) power entry hole (1/2-14 NPSM) provided.

Faceplate

A round, cross bar, one-piece, high grade die cast aluminum with a high corrosion-resistant powder coat finish and semi-translucent UV stabilized polycarbonate opal lens. Faceplate is secured to housing by four (4) captive, tamper resistant, stainless steel screws.

Through Wiring

A maximum of four (4) No. 12 AWG conductors (plus ground wire).

Listing

ETL / cETL Listed, suitable for wet locations and for all types of construction, covered ceiling mount. ADA compliant when installed per ADA Requirements. Assembled in USA.

Electrical

AC 50/60Hz Electronic Direct Current Class 2 driver integrally mounted. Power Factor > 0.90. Accessible from above or below ceiling. Suitable for cold weather applications down to -40°C/-40°F.

Emergency Options

Emergency LED Battery Back-Up available, remotely mounted adjacent to housing by installer. When AC power fails, the device immediately switches to the emergency mode, operating the LEDs for a minimum of 90 minutes. Remote test switch, plate cover and junction box included.

Lumen Maintenance

Minimum 50,000 hours L70 life based on ANSI TM-21 calculations from LM80 standardized test results. See ordering guide for delivered lumens.

Dimming

0-10V dimming option (-D10) works with most 5-Wire 0-10V dimmers. Factory qualified for use with Leviton IP710-DLX and Lutron NTFTV-WH.

Warranty


Covered by a 5-Year Warranty to be free of defects in materials and craftsmanship.

WS734C: 10" ROUND CROSS BAR

CEILING LUMINAIRE - OUTDOOR SURFACE MOUNT
600LM-1500LM (10W/20W)

SPECIFICATION (Continued)

Finish



Available in Black, White, Silver and Bronze.

Lumens

Available in 10W/ 600lm and 20W/ 1500lm.

Color Temperature



Available in 3000K, 4000K, 5000K and Color Changing (Consult Factory).

LED Details

10W 600 Lumen Package

Color Rendering Index (CRI): 80

Color Temperature: 3,000K

Lamp Equivalent: (1) 26W CFL, 150W A-Lamp

20W 1500 Lumen Package

Color Rendering Index (CRI): 80

Color Temperature: 3,000K

Lamp Equivalent: (1) 42W CFL, 150W A-Lamp.