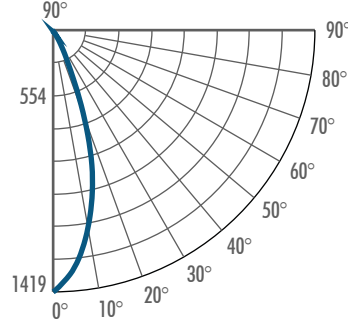


AG2420BUE-DUN - Flood - 4,000K

System Power	: 11.5W	Multipliers	
Test Date	: 9/2016	3,500K	0.99
Beam Angle 50%	: 35.6°	3,000K	0.97
Field Angle 10%	: 59.4°	2,700K	0.95
Color Temperature	: 4,033K		
CRI	: 82.6		
R9 Value	: 22.3		
Lumens Delivered	: 618Lm		
CBCP	: 1,419cd		
Power Factor	: 0.90		

CANDELA TABULATION



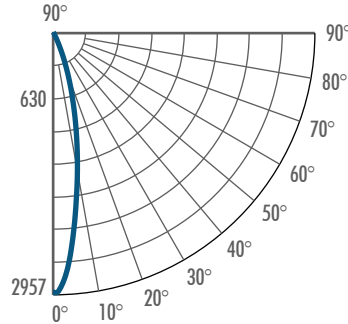
FOOTCANDLE DISTRIBUTION

Height	Beam Diameter	FC
8.0'	5.1'	22.2
15.0'	9.6'	6.3
20.0'	12.8'	3.5
25.0'	16.1'	2.3
30.0'	19.3'	1.6

AG2420BUE-DUN-B15 - Spot - 4,000K

System Power	: 11.4W	Multipliers	
Test Date	: 9/2016	3,500K	0.99
Beam Angle 50%	: 21.5°	3,000K	0.97
Field Angle 10%	: 44.5°	2,700K	0.95
Color Temperature	: 4,011K		
CRI	: 82.6		
R9 Value	: 21.7		
Lumens Delivered	: 584Lm		
CBCP	: 2,957cd		
Power Factor	: 0.89		

CANDELA TABULATION



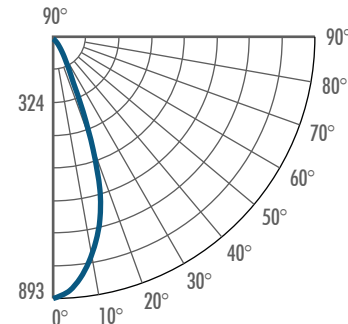
FOOTCANDLE DISTRIBUTION

Height	Beam Diameter	FC
8.0'	3.0'	46.2
15.0'	5.7'	13.1
20.0'	7.6'	7.4
25.0'	9.5'	4.7
30.0'	11.4'	3.3

AG2420BUE-DUN-B45 - Wide - 4,000K

System Power	: 11.4W	Multipliers	
Test Date	: 10/2016	3,500K	0.99
Beam Angle 50%	: 39.0°	3,000K	0.97
Field Angle 10%	: 64.6°	2,700K	0.95
Color Temperature	: 4,051K		
CRI	: 83.1		
R9 Value	: 24.4		
Lumens Delivered	: 463Lm		
CBCP	: 893cd		
Power Factor	: 0.90		

CANDELA TABULATION



FOOTCANDLE DISTRIBUTION

Height	Beam Diameter	FC
8.0'	5.7'	14.0
15.0'	10.6'	4.0
20.0'	14.2'	2.2
25.0'	17.7'	1.4
30.0'	21.2'	1.0

2020.01.21