

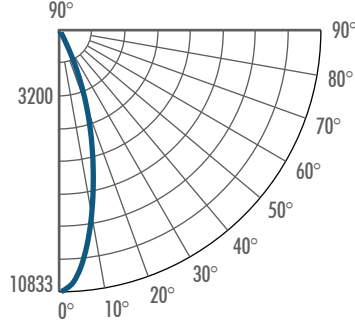
## AG261 - PHOTOMETRY

### 6" 3,000LM FLOOD LIGHT (IP65)

#### AG2610BUE-DUN - Flood - 4,000K

System Power	:52.3W	Multipliers	
Test Date	:9/2016	3,500K	0.99
Beam Angle 50%	:29.4°	3,000K	0.97
Field Angle 10%	:51.7°	2,700K	0.95
Color Temperature	:4024K		
CRI	:82.4		
R9 Value	:12.9		
Lumens Delivered	:3,321Lm		
CBCP	:10,833cd		
Power Factor	:0.97		

#### CANDELA TABULATION



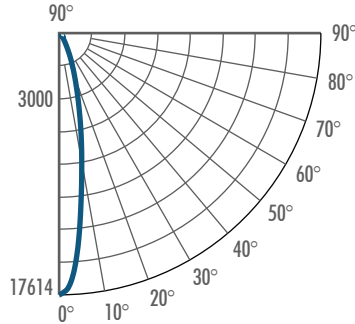
#### FOOTCANDLE DISTRIBUTION

Height	Beam Diameter	FC
20.0'	10.5'	27.2
30.0'	15.7'	12.1
40.0'	21.0'	6.8
50.0'	26.2'	4.4
60.0'	31.5'	3.0

#### AG2610BUE-DUN-B15 - Spot - 4,000K

System Power	:52.5W	Multipliers	
Test Date	:9/2016	3,500K	0.99
Beam Angle 50%	:17.8°	3,000K	0.97
Field Angle 10%	:42.3°	2,700K	0.95
Color Temperature	:3990K		
CRI	:82.2		
R9 Value	:12.5		
Lumens Delivered	:2,816Lm		
CBCP	:17,614cd		
Power Factor	:0.97		

#### CANDELA TABULATION



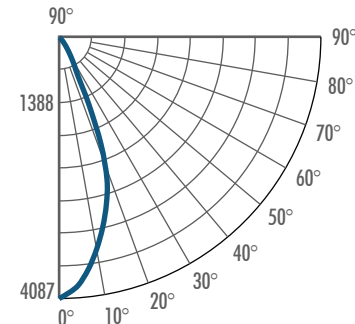
#### FOOTCANDLE DISTRIBUTION

Height	Beam Diameter	FC
20.0'	6.3'	44.0
30.0'	9.4'	19.6
40.0'	12.5'	11.0
50.0'	15.7'	7.0
60.0'	18.8'	4.9

#### AG2610BUE-DUN-B45 - Wide - 4,000K

System Power	:52.5W	Multipliers	
Test Date	:10/2016	3,500K	0.99
Beam Angle 50%	:42.2°	3,000K	0.97
Field Angle 10%	:67.6°	2,700K	0.95
Color Temperature	:4050K		
CRI	:82.8		
R9 Value	:14.6		
Lumens Delivered	:2,319Lm		
CBCP	:4,087cd		
Power Factor	:0.97		

#### CANDELA TABULATION



#### FOOTCANDLE DISTRIBUTION

Height	Beam Diameter	FC
20.0'	15.4'	10.2
30.0'	23.2'	4.5
40.0'	30.9'	2.6
50.0'	38.6'	1.6
60.0'	46.3'	1.1