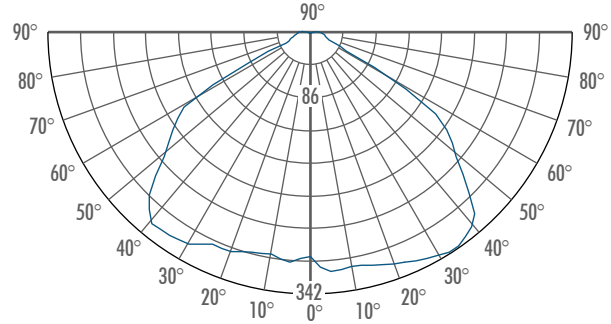


BL732-20BUE-DUN - 2 X 850lm - 4000K

System Power	:20.6W	Multipliers	
Test Date	:12/2017	3000K	0.79
Beam Angle 50%	:160° H / 116.8° V		
Field Angle 10%	:143° H / 145.5° V		
Color Temperature	:3816K		
CRI	:86.5		
R9 Value	:28.1		
Lumens Delivered	:1712lm		
CBCP	:344cd		
Power Factor	:0.99		

CANDELA TABULATION



Statistics:

Description	Bollard Symbol	FC loc. Symbol	Avg	Max	Min	Max/Min	Avg/Min
Calc Zone #1		+	2.7fc	170.3fc	0.10fc	1703:1	21:1

NOTES:

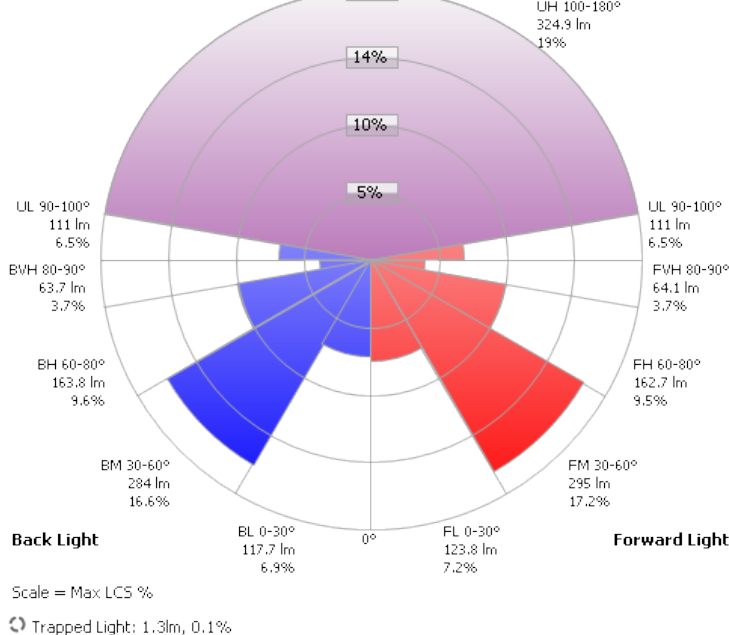
1. On center spacing: 20 ft
2. Distance between fc reading: 2 ft

+0.2	+0.4	+0.6	+0.2	+0.1	+0.2	+0.6	+0.4	+0.3	+0.3	+0.3	+0.4	+0.6	+0.2	+0.1	+0.2	+0.6	+0.4	+0.2
+0.3	+0.7	+1.3	+1.6	+0.6	+1.6	+1.3	+0.7	+0.4	+0.4	+0.4	+0.7	+1.3	+1.6	+0.6	+1.6	+1.3	+0.7	+0.3
+0.4	+0.8	+2.8	+8.8	+18.3	+8.8	+2.8	+1.0	+0.6	+0.4	+0.6	+1.0	+2.8	+8.8	+18.3	+8.8	+2.8	+0.8	+0.4
+0.4	+0.8	+3.1	+18.2	+170.3	+18.6	+3.1	+1.0	+0.6	+0.4	+0.6	+1.0	+3.1	+18.6	+170.3	+18.2	+3.1	+0.8	+0.4
+0.4	+0.8	+2.4	+8.8	+18.8	+8.7	+2.4	+0.8	+0.6	+0.4	+0.6	+0.8	+2.4	+8.7	+18.8	+8.8	+2.4	+0.8	+0.4
+0.3	+0.8	+1.2	+1.8	+0.6	+1.8	+1.3	+0.7	+0.4	+0.3	+0.4	+0.7	+1.3	+1.8	+0.6	+1.8	+1.2	+0.8	+0.3
+0.2	+0.4	+0.6	+0.2	+0.2	+0.2	+0.6	+0.4	+0.3	+0.3	+0.3	+0.4	+0.6	+0.2	+0.2	+0.2	+0.6	+0.4	+0.4

LCS TABLE

BUG Rating	B1 - U3 - G1	
Forward Light	Lumens	Lumens %
Low (0-30):	123.8	7.20%
Medium (30-60):	295.0	17.20%
High (60-80):	162.7	9.50%
Very High (80-90):	64.1	3.70%
Back Light		
Low (0-30):	117.7	6.90%
Medium (30-60):	284.0	16.60%
High (60-80):	163.8	9.60%
Very High (80-90):	63.7	3.70%
Up Light		
Low (0-30):	111	6.50%
High (100-180):	324.9	19.00%
Trapped Light:	1.3	0%

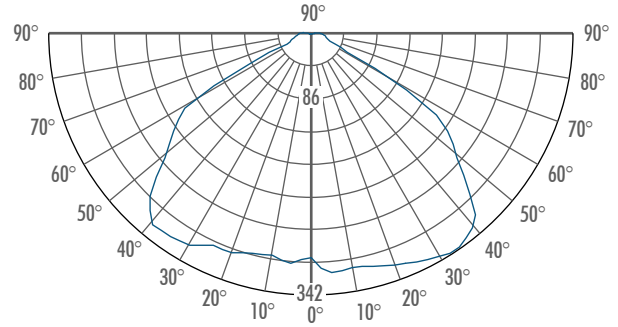
LCS Graph



BL732-40BUE-DUN - 2 X 850lm - 4000K

System Power	:20.6W	Multipliers	
Test Date	:12/2017	3000K	0.79
Beam Angle 50%	:160° H / 116.8° V		
Field Angle 10%	:143° H / 145.5° V		
Color Temperature	:3816K		
CRI	:86.5		
R9 Value	:28.1		
Lumens Delivered	:1712lm		
CBCP	:344cd		
Power Factor	:0.99		

CANDELA TABULATION



Statistics:

Description	Bollard Symbol	FC loc. Symbol	Avg	Max	Min	Max/Min	Avg/Min
Calc Zone #1		+	1.4fc	33.2fc	0.10fc	332:1	14:1

NOTES:

1. On center spacing: 20 ft
2. Distance between fc reading: 2 ft

+0.2	+0.2	+0.3	+0.1	+0.1	+0.1	+0.1	+0.2	+0.3	+0.4	+0.4	+0.4	+0.3	+0.2	+0.1	+0.1	+0.1	+0.1	+0.3	+0.2	+0.2
+0.3	+0.4	+0.5	+0.5	+0.2	+0.2	+0.2	+0.6	+0.6	+0.5	+0.5	+0.5	+0.6	+0.6	+0.2	+0.2	+0.2	+0.5	+0.5	+0.4	+0.3
+0.4	+0.6	+0.9	+1.1	+1.2	+0.8	+1.2	+1.2	+1.0	+0.8	+0.7	+0.8	+1.0	+1.2	+1.2	+0.8	+1.2	+1.1	+0.9	+0.6	+0.4
+0.4	+0.7	+1.4	+2.7	+4.2	+5.6	+4.3	+2.8	+1.5	+1.0	+0.8	+1.0	+1.5	+2.8	+4.3	+5.6	+4.2	+2.7	+1.4	+0.7	+0.4
+0.5	+0.9	+1.8	+4.4	+11.8	+22.1	+11.9	+4.5	+2.0	+1.1	+0.9	+1.1	+2.0	+4.5	+11.9	+22.1	+11.8	+4.4	+1.8	+0.9	+0.5
+0.5	+0.9	+1.9	+5.0	+15.4	+33.2	+15.5	+5.1	+2.1	+1.1	+0.9	+1.1	+2.1	+5.1	+15.5	+33.2	+15.4	+5.0	+1.9	+0.9	+0.5
+0.5	+0.8	+1.7	+4.2	+11.1	+20.9	+11.2	+4.3	+1.9	+1.1	+0.9	+1.1	+1.9	+4.3	+11.2	+20.9	+11.1	+4.2	+1.7	+0.8	+0.5
+0.4	+0.7	+1.3	+2.6	+4.3	+5.6	+4.3	+2.7	+1.5	+0.9	+0.8	+0.9	+1.5	+2.7	+4.3	+5.6	+4.3	+2.6	+1.3	+0.7	+0.4
+0.3	+0.5	+0.9	+1.1	+1.5	+1.2	+1.5	+1.2	+1.0	+0.7	+0.6	+0.7	+1.0	+1.2	+1.5	+1.2	+1.5	+1.1	+0.9	+0.5	+0.3
+0.3	+0.4	+0.5	+0.5	+0.3	+0.2	+0.3	+0.6	+0.6	+0.5	+0.5	+0.5	+0.6	+0.6	+0.3	+0.2	+0.3	+0.5	+0.5	+0.4	+0.3
+0.2	+0.2	+0.3	+0.2	+0.1	+0.1	+0.1	+0.3	+0.3	+0.3	+0.4	+0.3	+0.3	+0.3	+0.3	+0.1	+0.1	+0.2	+0.3	+0.2	+0.2

LCS TABLE

BUG Rating		B1 - U3 - G1		Up Light	
Forward Light	Lumens	Lumens %	Low (0-30):	High (100-180):	Trapped Light:
Low (0-30):	123.8	7.20%	111	324.9	1.3
Medium (30-60):	295.0	17.20%			
High (60-80):	162.7	9.50%			
Very High (80-90):	64.1	3.70%			
Back Light					
Low (0-30):	117.7	6.90%			
Medium (30-60):	284.0	16.60%			
High (60-80):	163.8	9.60%			
Very High (80-90):	63.7	3.70%			

