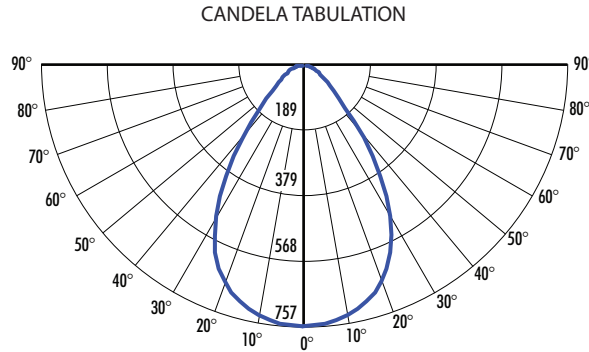


## PHOTOMETRY

### CH4QLS1116UE-D10/CR4QL22WW-TS40\_LOW (1100lm, 17W, 4000K)

System Power: 17.5W  
Test Date: 02/2024  
Beam Angle 50%: 71°  
Field Angle 10%: 115.7°  
Color Temperature: 3777K  
CRI: 82.4  
Lumens Delivered: 1098  
CBCP: 757.14  
Power Factor: 0.99

MULTIPLIERS	
REFLECTOR FINISH	
CW:	0.00
SS:	0.00
SW:	0.00
WW:	0.00
CCT	
3000K:	1.01
3500K:	1.12
4000K:	1.00



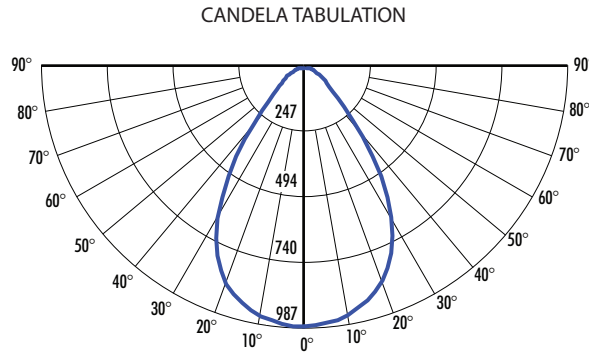
#### FOOTCANDLE DISTRIBUTION

Height	Beam Diameter	FC
8.0'	11.41'	11.83
10.0'	14.27'	7.57
12.0'	17.12'	5.26
14.0'	19.97'	3.86
16.0'	22.83'	2.96

### CH4QLS1116UE-D10/CR4QL22WW-TS40\_MID (1400lm, 22W, 4000K)

System Power: 18W  
Test Date: 02/2024  
Beam Angle 50%: 84.2°  
Field Angle 10%: 108.0°  
Color Temperature: 3866K  
CRI: 82.6  
Lumens Delivered: 1928  
CBCP: 1164  
Power Factor: 0.99

MULTIPLIERS	
REFLECTOR FINISH	
CW:	0.00
SS:	0.00
SW:	0.00
WW:	0.00
CCT	
3000K:	1.01
3500K:	1.12
4000K:	1.00



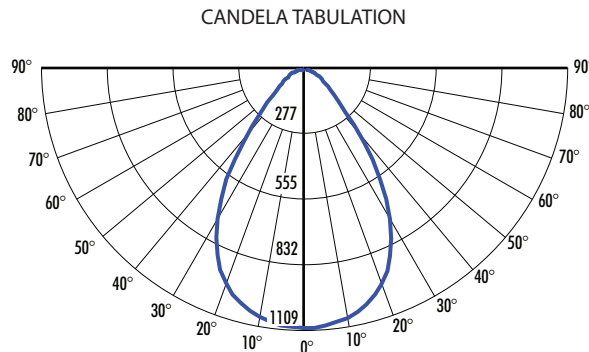
#### FOOTCANDLE DISTRIBUTION

Height	Beam Diameter	FC
8.0'	11.37'	15.43
10.0'	14.21'	9.87
12.0'	17.06'	6.86
14.0'	19.90'	5.04
16.0'	22.74'	3.86

### CH4QLS1116UE-D10/CR4QL22WW-TS40\_HIGH (1600lm, 28W, 4000K)

System Power: 22W  
Test Date: 02/2024  
Beam Angle 50%: 84.3°  
Field Angle 10%: 107.9°  
Color Temperature: 3873K  
CRI: 82.4  
Lumens Delivered: 2355  
CBCP: 1421.3  
Power Factor: 0.99

MULTIPLIERS	
REFLECTOR FINISH	
CW:	0.00
SS:	0.00
SW:	0.00
WW:	0.00
CCT	
3000K:	1.01
3500K:	1.12
4000K:	1.00



#### FOOTCANDLE DISTRIBUTION

Height	Beam Diameter	FC
8.0'	11.43'	17.33
10.0'	14.29'	11.09
12.0'	17.15'	7.70
14.0'	20.01'	5.66
16.0'	22.87'	4.33

2024.02.01