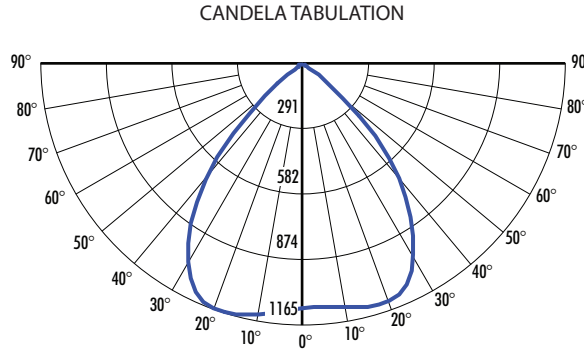


## PHOTOMETRY

### CRTR4LS1827CWUE-D10-TS40\_LOW (1800lm, 18W, 4000K)

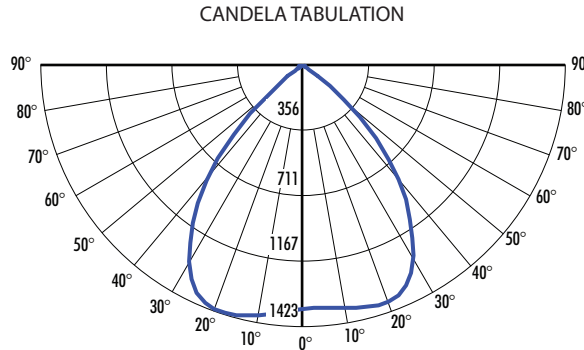
System Power:	18W	MULTIPLIERS
Test Date:	10/2023	Reflector Finish
Beam Angle 50%:	84.2°	<b>CW:</b> 1.00
Field Angle 10%:	108.0°	SS: 0.90
Color Temperature:	3866K	SW: 0.88
CRI:	82.6	WW: 0.81
Lumens Delivered:	1928	CCT
CBCP:	1164	2700K: 1.04
Power Factor:	0.99	3000K: 1.01
		3500K: 1.12
		<b>4000K: 1.00</b>



FOOTCANDLE DISTRIBUTION		
Height	Beam Diameter	FC
8.0'	14.46'	17.06
10.0'	18.07'	10.92
12.0'	21.69'	7.58
14.0'	25.30'	5.57
16.0'	28.91'	4.27

### CRTR4LS1827CWUE-D10-TS40\_MID (2300lm, 22W, 4000K)

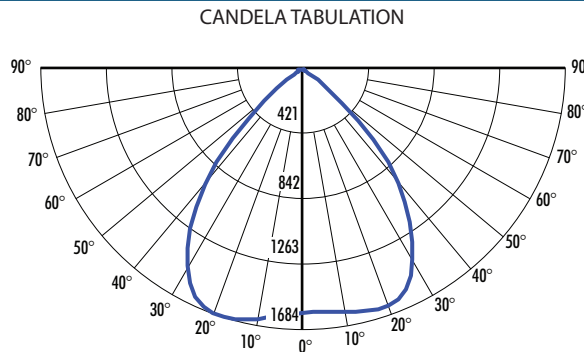
System Power:	22W	MULTIPLIERS
Test Date:	10/2023	Reflector Finish
Beam Angle 50%:	84.3°	<b>CW:</b> 1.00
Field Angle 10%:	107.9°	SS: 0.90
Color Temperature:	3873K	SW: 0.88
CRI:	82.4	WW: 0.81
Lumens Delivered:	2355	CCT
CBCP:	1421	2700K: 1.04
Power Factor:	0.99	3000K: 1.01
		3500K: 1.12
		<b>4000K: 1.00</b>



FOOTCANDLE DISTRIBUTION		
Height	Beam Diameter	FC
8.0'	14.48'	20.83
10.0'	18.10'	13.33
12.0'	21.72'	9.26
14.0'	25.34'	6.80
16.0'	28.96'	5.21

### CRTR4LS1827CWUE-D10-TS40\_HIGH (2700lm, 28W, 4000K)

System Power:	28W	MULTIPLIERS
Test Date:	10/2023	Reflector Finish
Beam Angle 50%:	82.4°	<b>CW:</b> 1.00
Field Angle 10%:	108.0°	SS: 0.90
Color Temperature:	4072K	SW: 0.88
CRI:	82.3	WW: 0.81
Lumens Delivered:	2785	CCT
CBCP:	1683	2700K: 1.04
Power Factor:	0.99	3000K: 1.01
		3500K: 1.12
		<b>4000K: 1.00</b>



FOOTCANDLE DISTRIBUTION		
Height	Beam Diameter	FC
8.0'	14.46'	24.66
10.0'	18.07'	15.78
12.0'	21.69'	10.96
14.0'	25.30'	8.05
16.0'	28.91'	6.16

2023.10.17