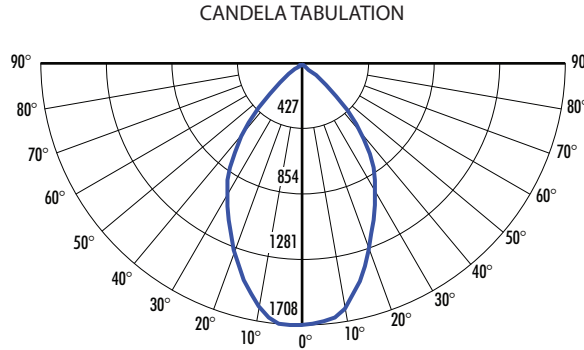


PHOTOMETRY

CRTR9LS2029CWUE-D10-TS40_LOW (2000lm, 17W, 4000K)

System Power:	17W	MULTIPLIERS
Test Date:	10/2023	Reflector Finish
Beam Angle 50%:	67.8°	CW: 1.00
Field Angle 10%:	102.8°	SS: 0.90
Color Temperature:	3889K	SW: 0.88
CRI:	82.5	WW: 0.81
Lumens Delivered:	1998	CCT
CBCP:	1707	2700K: 1.04
Power Factor:	0.99	3000K: 1.01
		3500K: 1.12
		4000K: 1.00

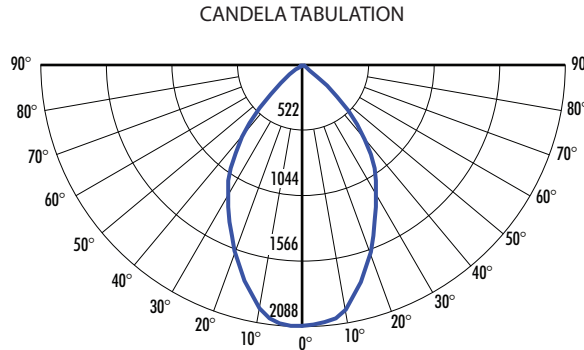


FOOTCANDLE DISTRIBUTION

Height	Beam Diameter	FC
8.0'	10.75'	26.64
10.0'	13.44'	17.05
12.0'	16.13'	11.84
14.0'	18.82'	8.70
16.0'	21.50'	6.66

CRTR9LS2029CWUE-D10-TS40_MID (2400lm, 22W, 4000K)

System Power:	22W	MULTIPLIERS
Test Date:	10/2023	Reflector Finish
Beam Angle 50%:	67.8°	CW: 1.00
Field Angle 10%:	102.9°	SS: 0.90
Color Temperature:	3902K	SW: 0.88
CRI:	82.4	WW: 0.81
Lumens Delivered:	2445	CCT
CBCP:	2086	2700K: 1.04
Power Factor:	0.99	3000K: 1.01
		3500K: 1.12
		4000K: 1.00

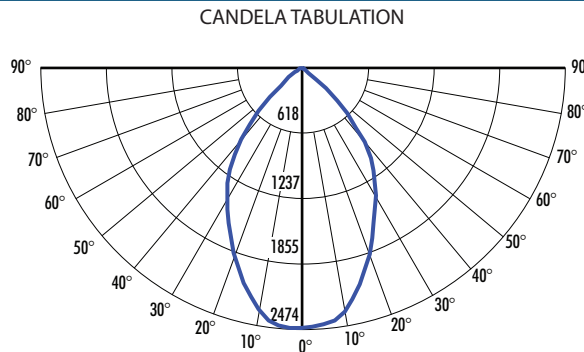


FOOTCANDLE DISTRIBUTION

Height	Beam Diameter	FC
8.0'	10.75'	32.56
10.0'	13.44'	20.84
12.0'	16.13'	14.47
14.0'	18.82'	10.63
16.0'	21.50'	8.14

CRTR9LS2029CWUE-D10-TS40_HIGH (2900lm, 28W, 4000K)

System Power:	28W	MULTIPLIERS
Test Date:	10/2023	Reflector Finish
Beam Angle 50%:	67.8°	CW: 1.00
Field Angle 10%:	102.9°	SS: 0.90
Color Temperature:	3917K	SW: 0.88
CRI:	82.2	WW: 0.81
Lumens Delivered:	2897	CCT
CBCP:	2471	2700K: 1.04
Power Factor:	0.99	3000K: 1.01
		3500K: 1.12
		4000K: 1.00



FOOTCANDLE DISTRIBUTION

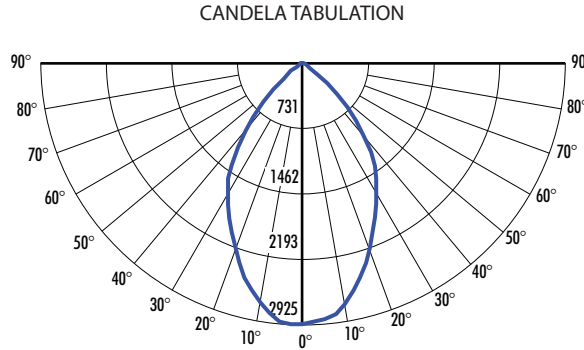
Height	Beam Diameter	FC
8.0'	10.75'	38.59
10.0'	13.44'	24.70
12.0'	16.13'	17.15
14.0'	18.82'	12.60
16.0'	21.50'	9.65

2023.10.17

PHOTOMETRY (Continued)

CRTR9LS3348CWUE-D10-TS40_LOW (3300lm, 31W, 4000K)

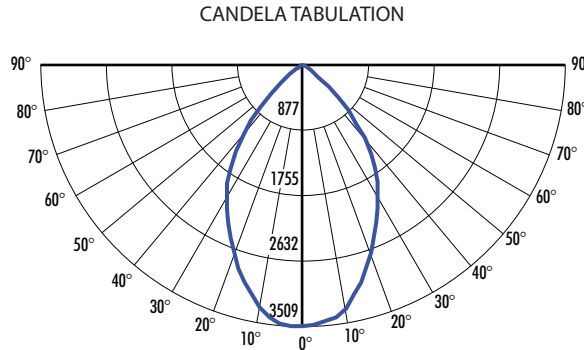
System Power:	31W	MULTIPLIERS
Test Date:	10/2023	Reflector Finish
Beam Angle 50%:	67.5°	CW: 1.00
Field Angle 10%:	102.4°	SS: 0.90
Color Temperature:	3911K	SW: 0.88
CRI:	82.4	WW: 0.81
Lumens Delivered:	3361	CCT
CBCP:	2922	2700K: 1.04
Power Factor:	0.99	3000K: 1.01
		3500K: 1.12
		4000K: 1.00



FOOTCANDLE DISTRIBUTION		
Height	Beam Diameter	FC
8.0'	10.69'	45.63
10.0'	13.36'	29.20
12.0'	16.04'	20.28
14.0'	18.71'	14.90
16.0'	21.38'	11.41

CRTR9LS3348CWUE-D10-TS40_MID (4100lm, 39W, 4000K)

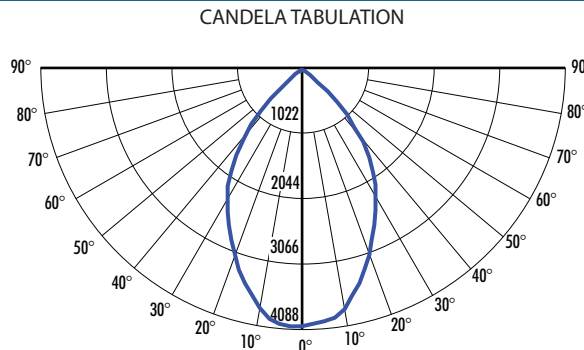
System Power:	39W	MULTIPLIERS
Test Date:	10/2023	Reflector Finish
Beam Angle 50%:	68.2°	CW: 1.00
Field Angle 10%:	103.1°	SS: 0.90
Color Temperature:	3920K	SW: 0.88
CRI:	82.3	WW: 0.81
Lumens Delivered:	4137	CCT
CBCP:	3506	2700K: 1.04
Power Factor:	0.99	3000K: 1.01
		3500K: 1.12
		4000K: 1.00



FOOTCANDLE DISTRIBUTION		
Height	Beam Diameter	FC
8.0'	10.83'	54.76
10.0'	13.54'	35.04
12.0'	16.25'	24.34
14.0'	18.96'	17.88
16.0'	21.67'	13.69

CRTR9LS3348CWUE-D10-TS40_HIGH (4800lm, 48W, 4000K)

System Power:	48W	MULTIPLIERS
Test Date:	10/2023	Reflector Finish
Beam Angle 50%:	68.2°	CW: 1.00
Field Angle 10%:	103.0°	SS: 0.90
Color Temperature:	3938K	SW: 0.88
CRI:	82.2	WW: 0.81
Lumens Delivered:	4818	CCT
CBCP:	4084	2700K: 1.04
Power Factor:	0.99	3000K: 1.01
		3500K: 1.12
		4000K: 1.00



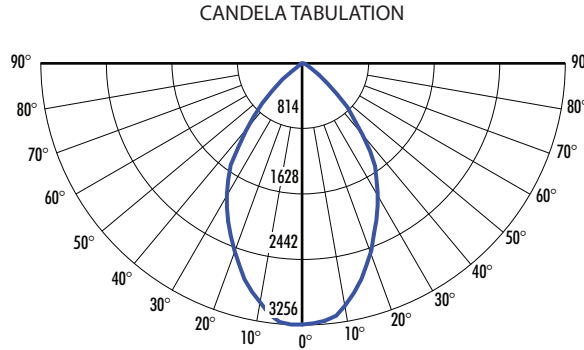
FOOTCANDLE DISTRIBUTION		
Height	Beam Diameter	FC
8.0'	10.83'	63.76
10.0'	13.54'	40.80
12.0'	16.25'	28.34
14.0'	18.96'	20.82
16.0'	21.67'	15.94

2023.10.17

PHOTOMETRY (Continued)

CRTR9LS3853CWUE-D10-TS40_LOW (3800lm, 35W, 4000K)

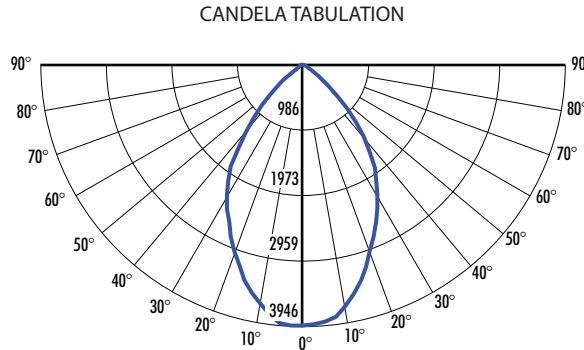
System Power:	35W	MULTIPLIERS
Test Date:	10/2023	Reflector Finish
Beam Angle 50%:	67.7°	CW: 1.00
Field Angle 10%:	102.7°	SS: 0.90
Color Temperature:	3922K	SW: 0.88
CRI:	83.9	WW: 0.81
Lumens Delivered:	3788	CCT
CBCP:	3256	2700K: 1.04
Power Factor:	0.99	3000K: 1.01
		3500K: 1.12
		4000K: 1.00



FOOTCANDLE DISTRIBUTION		
Height	Beam Diameter	FC
8.0'	10.73'	50.87
10.0'	13.41'	32.56
12.0'	16.10'	22.61
14.0'	18.78'	16.61
16.0'	21.46'	12.72

CRTR9LS3853CWUE-D10-TS40_MID (4600lm, 45W, 4000K)

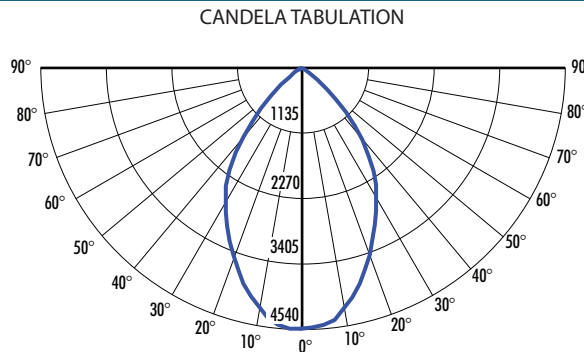
System Power:	45W	MULTIPLIERS
Test Date:	10/2023	Reflector Finish
Beam Angle 50%:	67.8°	CW: 1.00
Field Angle 10%:	102.6°	SS: 0.90
Color Temperature:	3930K	SW: 0.88
CRI:	83.7	WW: 0.81
Lumens Delivered:	4593	CCT
CBCP:	3946	2700K: 1.04
Power Factor:	0.99	3000K: 1.01
		3500K: 1.12
		4000K: 1.00



FOOTCANDLE DISTRIBUTION		
Height	Beam Diameter	FC
8.0'	10.75'	61.65
10.0'	13.44'	39.45
12.0'	16.13'	27.40
14.0'	18.82'	20.13
16.0'	21.50'	15.41

CRTR9LS3853CWUE-D10-TS40_HIGH (5300lm, 53W, 4000K)

System Power:	53W	MULTIPLIERS
Test Date:	10/2023	Reflector Finish
Beam Angle 50%:	67.9°	CW: 1.00
Field Angle 10%:	102.7°	SS: 0.90
Color Temperature:	3929K	SW: 0.88
CRI:	83.5	WW: 0.81
Lumens Delivered:	5300	CCT
CBCP:	4540	2700K: 1.04
Power Factor:	0.99	3000K: 1.01
		3500K: 1.12
		4000K: 1.00



FOOTCANDLE DISTRIBUTION		
Height	Beam Diameter	FC
8.0'	10.77'	70.94
10.0'	13.46'	45.40
12.0'	16.16'	31.53
14.0'	18.85'	23.17
16.0'	21.54'	17.74

2023.10.17