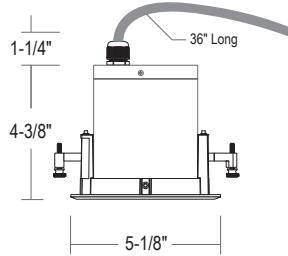
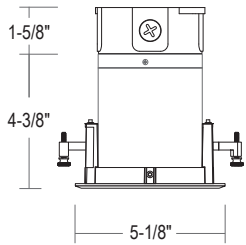


DLQ34R2 : 4" SQUARE VANDAL RESISTANT RECESSED DOWNLIGHT (IP65/IP67)

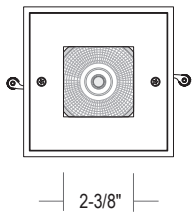
1000LM/1500LM (10W/15W)



Shown with **Junction Box** Option (-JB)

Ceiling Cut-Out: 4-3/8"
 Ceiling Thickness: 1-1/4" Max with thumb screws
 1-1/2" Max without thumb screws

Supplied with 36" Long Power Cord,
 Other Lengths Available, Consult Factory



- Remote Emergency Available
- IP65 Standard, IP67 Rated Option
- Tamper Resistant Fasteners
- IK08 option available with Polycarbonate Lens
- Multiple Wireless Control Options
- Integral J-Box Option
- Anti-Ligature

ORDERING : DLQ34R2W-L15-B10

[Click for Full Specification Details](#)

Finish	Lumens	Beam Spread	Control	Color Temperature	Emergency Options	Options
Finish			Control	Color Temperature		Options
White	DLQ34R2W	Non-Dimming (120V)	Blank	4000K (90 CRI)	Blank	None
Silver	DLQ34R2S²	UniDim (120V/277V)	UE-DUN	2700K (90 CRI)	-T27	Hex-Cell Louver
Bronze	DLQ34R2BZ²	0-10V (120V/277V)	UE-D10	2700K (97CRI)	-T27-C97	Frosted Lens
Black	DLQ34R2B	ELV and Triac (120V)	-DIN	3000K (90 CRI)	-T30	Cold Weather
Light Silver	DLQ34R2LS²	0-10V 1% (120V/277V)	UE-D10P1	3000K (97CRI)	-T30-C97	Marine Grade Finish
Dark Grey	DLQ34R2DG²	UniSense - Integral Motion/ Photosensor (120V)	SUN-INT^{1,5}	3500K (90 CRI)	-T35	IK08 Impact Rated
Metallic Gold	DLQ34R2MG²	UniSense - Integral Motion/ Photosensor (120V)	SUN-INT-1227^{1,5}	5000K (80 CRI)	-T50	Polycarbonate Lens
Metallic Black	DLQ34R2MB²	UniSense - Integral Motion/ Photosensor (120V/277V)	-DCSM¹	RGB+W Control (24VDC)	-RGBWV24⁴	Integral Junction Box
Lumen		Casambi Wireless Dimming (120V/277V)	-DBNT¹	590nm Amber (Turtle Safe)	-TAM-LVR	Surge Protector
1000lm (10W)	Blank	BubblyNet Wireless System (120V/277V)	-DSYN^{1,5}	Emergency Options		72" Long Power Cord
1500lm (15W)	-L15	SimplySnap Wireless System (120V/277V)		None	Blank	IP67 Rated
Beam Spread				Remote Location	-EMAC⁶	
Wide Flood	Blank			Emergency Inverter		
Narrow Spot	-B10					
Spot	-B20					
Flood	-B45					
Wall Wash Optics	-BWW					
Asymmetric	-B3060¹					

¹ Special order. Minimum Order, Extended lead time may apply. Consult Factory.
² Special Order Finish. Minimum order quantity (MOQ) applies. Orders less than MOQ are subject to a special paint set-up fee for the quantity ordered. Extended lead times may apply. Consult Factory.
³ Starting temperature for -CW option -40°C/-40°F; see pg. 7.
⁴ Remote Power Supplies and Control Gear Required. Available with Wireless Bluetooth or DMX Control. See pg. 4 or consult factory for details.
⁵ Must be ordered with (-JB).
⁶ (-EMAC) is not compatible with (-CW) option.

Custom RAL Color: Please note that we appreciate custom finishes. Custom finishes are subject to a special paint setup fee for the quantity ordered. Extended lead times may apply. Consult Factory.