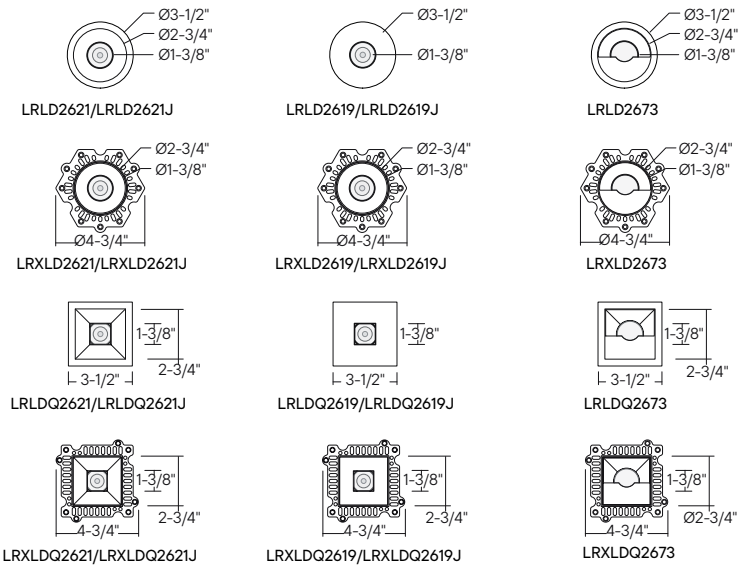
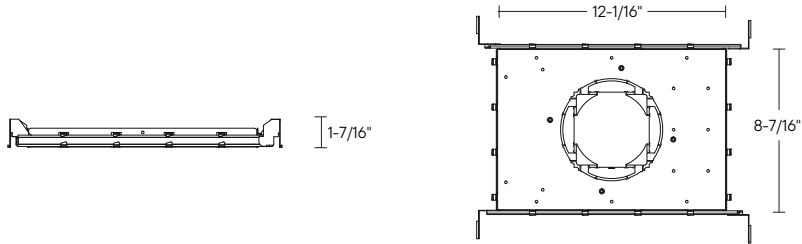




LHLD26-FRM : 2.5" GEN2 P-SERIES NEW CONSTRUCTION FRAME ROUND/SQUARE



- New Construction Frame for new construction applications
- Lightweight-Durable, Galvanized Steel Frames
- Frame includes (x2) 24" Adjustable Hanger Bars
- Hanger bars equipped with 3/4" serrated barbed studs



ORDERING : /LHLD26-FRM

[Click for Full Specification Details](#)

/LHLD26-FRM

Housing

Housing

2.5" New Construction Frame **/LHLD26-FRM**

2025.11.17