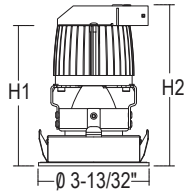


## LRLD2519: 2.5" P-SERIES

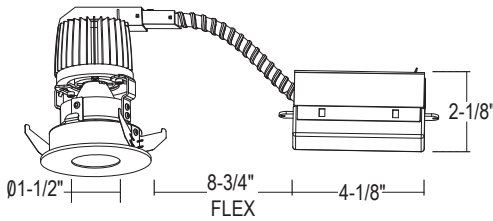
RECESSED LED - ROUND PINHOLE, 600LM/980LM/1400LM




**-L09:** H1: 4-3/8" H2: 5"  
**-L14:** H1: 5-5/8" H2: 6-1/4"



**LRLD2519**  
Pinhole



Ceiling Cut-Out: 2-15/16" Max  
 Ceiling Thickness: 3" Max



- 600lm (15W), 980lm (22W), and 1400lm (30W) lumen packages
- Equivalent to 75W MR16 Output
- Ideal where space is limited and energy savings is important
- Available Wet Location Option
- 0.5% dimming for 600lm (-L09), 5% dimming for 980lm (-L14), and 1400lm (-L24)

### ORDERING : LRLD2519BB-L09-T27-DUN-WL



[Click for Full Specification Details](#)

Fixture	Reflector Finish	Lumens	Color Temp	Control	Rating
<b>Fixture</b>		<b>Color Temp</b>		<b>Control</b>	<b>Rating</b>
Pinhole	<b>LRLD2519</b>	90 CRI		Triac Dimming (120V) 0-10V Dimming (120V/277V)	<b>Blank</b> None
<b>Reflector Finish</b>		3000K (90 CRI)	<b>Blank</b>	UniDim™ 0-10V, ELV, Triac Dimming (120V/277V)	<b>UE-D10</b> Airtight Lensed (Wet Location)
All White	<b>WW</b>	1700K (90 CRI)	<b>-T17</b>	0-10V Dimming (1%) (120V/277V)	<b>UE-DUN</b> 4" JBox (Chicago Plenum)
Black/White	<b>BW</b>	2700K (90 CRI)	<b>-T27</b>	Lutron EcoSystem Dimming (1%)	<b>UE-D10P1</b> <b>-DEC*</b>
All Black	<b>BB</b>	3500K (90 CRI)	<b>-T35</b>	Athena Wireless Node (120V)	<b>-AWN</b>
<b>Lumens</b>		4000K (90 CRI)	<b>-T40</b>	Athena Wireless Node Occupancy Sensor (120V)	<b>-AWN-OCC</b>
600lm (15W)	<b>-L09<sup>2</sup></b>	<b>Color Temp</b>		UniSense - Remotely Mounted Motion/Photosensor (120V)	<b>-SUN-RMT<sup>3</sup></b>
980lm (22W)	<b>-L14<sup>4</sup></b>	97 CRI		UniSense - Remotely Mounted Motion/Photosensor	<b>-SUN-RMT-1227<sup>3</sup></b>
1400lm (30W)	<b>-L24<sup>4,6</sup></b>	3000K (97 CRI)	<b>-C97</b>	Casambi Wireless Dimming	<b>-DCSM<sup>1</sup></b>
		2700K (97 CRI)	<b>-T27-C97</b>	BubblyNet Wireless System	<b>-DBNT<sup>1</sup></b>
		3000K - 1800K Warm Dimming	<b>-TWD<sup>2,4</sup></b>		

<sup>1</sup> Special Order.

<sup>2</sup> (-TWD) Warm Dimming only available for (-L09) lumen package.

<sup>3</sup> (-SUN-RMT) sensor sent with mounting clips for existing ceiling applications.

<sup>4</sup> (-TWD) Warming Dimming, (-L14) 1400lm and (-L24) 2400lm are not available for both LHLD25IC-FRM (IC) or LHFRDL25 (Fire-Rated)

<sup>6</sup> (-T17) 1700K color temperature, (-DEC) Lutron EcoSystem, and (-TWD) Warm Dimming options are not available for 2400lm (-L24) lumen package.

\*Special order, minimum order. Lead times apply. Consult factory for emergency battery options. LRLD2519 and LHLD25-FRM for (-L14) 1200lm is available with LFB2012 for Fire-Rated Application.

**NOTE: For commercial applications** with 1/2" Pipe or Flex-Conduit (**LITON# PCT031**) Fitting Adaptor should be used. Consult Factory.